



SAN DIEGO COUNTY AIR POLLUTION CONTROL DISTRICT



2019 & 2020

Air Toxic “Hot Spots” Annual Report

2021

EXECUTIVE SUMMARY

The California Air Toxics “Hot Spots” Information and Assessment Act (Hot Spots Act), Assembly Bill 2588, was enacted in 1987 to address public health risks from toxic air contaminants emitted by stationary sources. Toxic air contaminants are chemicals in the form of gases, liquids, or particles that are emitted into the atmosphere and, when exposed to, may cause adverse health effects. An example of a toxic air contaminant is diesel particulate matter (diesel PM), which is emitted from diesel engines¹. Adverse health effects can range from symptoms such as minor eye or throat irritation, shortness of breath or headaches that go away once a person is no longer exposed, to more permanent and serious conditions such as cancer, birth defects, or damage to the lungs, nerves, liver, heart, or other organs. The nature and severity of health effects vary by the type and quantity of pollutant, the duration of exposure, and the sensitivity of the individual.

The Hot Spots Act requires local air pollution control districts to evaluate toxic air contaminant emissions from various stationary sources and determine which sources generate emissions that may present public health concerns. It also requires facilities operators to notify communities and develop and implement strategies to reduce their potential health risks when those health risks are above specified levels.

The San Diego County Air Pollution Control District (District) is responsible for implementing the Air Toxics “Hot Spots” Program (Program) in San Diego County by: (1) evaluating emissions of toxic air contaminants from facilities and other stationary sources permitted by the District (including manufacturing operations, power plants, and other industrial, commercial and governmental operations); (2) categorizing and prioritizing toxic emissions from stationary sources to determine which sources should conduct a Health Risk Assessment to quantify the health risks; and, (3) implementing public notification and risk reduction requirements through District Rule 1210, which establishes public notification and risk reduction thresholds and procedures.

Under state law, the District is required to prepare an Annual Report of activities related to this Program. This report fulfills this requirement for calendar years 2019 and 2020 and describes the District’s ongoing efforts to regulate and reduce air toxic emissions. Table 1 summarizes and highlights key Program activities in 2019 and 2020.

Table 1- Key Program Activities in 2019 and 2020

Year	Emission Inventories Approved	Health Risk Assessments Requested ²	Health Risk Assessments Approved ²	New Public Notifications Required	Risk Reduction Plans Required
2019	~250	2	0	0	0
2020	~2,400 ³	51	9	5 ⁴	2 ⁴

¹ <https://oehha.ca.gov/calenviroscreen/indicator/diesel-particulate-matter>

² A list of Health Risk Assessments requested and approved in 2019 and 2020 is available in Appendix A

³ This number includes approximately 2,200 industrywide inventories. A complete list of Emission Inventories approved in 2019 and 2020 is available in Appendix B

⁴ In 2020 the District required public notification from 6 facilities and risk reduction plans from 3 facilities. The District is currently involved in litigation with one of the facilities that was requested by the District to conduct public notification and submit a risk reduction plan. This facility is not included in this table as the District is preliminarily enjoined from requiring or providing notice related to this Program until the court has made a final determination whether the District’s public-notification request to the facility was valid. For more details please refer to San Diego Superior Court Case No. 37-2021-00001630-CU-MC-CTL.

This report includes activities related to the Program for calendar years 2019 and 2020. As shown in Table 1, in 2019 and 2020 the District had to focus on the completion of approximately 2,600 emission inventories, which is an essential milestone to implement the requirements of this Program. As such, in 2020 the District did not have updates on public notification and risk reduction activities, and therefore a report was not published for activities related to the Program in 2019. The District understands the importance of implementing the requirements of this Program on a timely manner and its new leadership team has been implementing significant changes to prevent future delays.

The District released a draft 2019 & 2020 Air Toxics Hot Spot Report for public review and comments on April 1, 2021 and held a virtual public meeting on April 22, 2021 to obtain additional input from the public.

BACKGROUND

In 1987, the California legislature adopted the Air Toxics “Hot Spots” Information and Assessment Act (Hot Spots Act). The “Hot Spots Act” was proposed under Assembly Bill 2588 to establish requirements for obtaining airborne emissions of toxic air contaminants from stationary sources and evaluating the potential public health impacts of those emissions.

The California Air Resources Board (CARB) developed the Air Toxics “Hot Spots” Program (Program) requirements; however, local air districts are required to implement and enforce the requirements by applying guidance developed by the State Office of Environmental Health Hazard Assessment (OEHHA), the California Air Pollution Control Officers Association (CAPCOA) and CARB. The District is responsible for implementing the requirements of the Program in San Diego County, which include this progress report on the Program.

In September 1992, the Hot Spots Act was amended by Senate Bill 1731 to require the operator of “significant risk” facilities to reduce their risks below the level of significance, which is set by each air district in California and is reflected in their individually adopted risk reduction thresholds. District Rule 1210 was first adopted and implemented by the District Board on June 12, 1996 to establish the public notification and risk reduction thresholds and procedures.

Rule 1210 regulates facilities for the following four types of public health risks:

- **Cancer risk** is a calculation of the probability that a person would contract cancer if exposed to a stationary source’s emissions for 30 years, assuming that the emissions remain constant over that time period. It is expressed as the number of chances in one million of developing cancer. For example, a cancer risk of one in one million indicates a likelihood that up to one person, out of one million equally exposed people, would contract cancer.⁵ Currently District Rule 1210 requires public notification when the cancer risk from the stationary source is equal to or greater than 10 in one million, and cancer risk reduction when the risk is equal to or greater than 100 in one million. Risk reduction generally entails reducing or controlling emissions of toxic air contaminants in order to reduce public exposure to them.

⁵ This is in addition to cancer cases that are normally expected to occur in the population when all other possible causes are taken into account. For every one-million people in the United States, approximately 400,000 will get cancer during their lifetimes <https://www.cancer.org/content/dam/cancer-org/research/cancer-facts-and-statistics/annual-cancer-facts-and-figures/2020/cancer-facts-and-figures-2020.pdf> page 2

- **Total Acute and Chronic Noncancer Health Hazard Indices.** The noncancer health hazard index is calculated by dividing the estimated level of exposure to chemicals emitted from a stationary source to the level of exposure that is not expected to cause any adverse health effects. If the hazard index is below one, then the estimated level of exposure is not likely to result in adverse health effects for anyone, including sensitive individuals such as children and the elderly. A hazard index of equal to or greater than one indicates that there may be greater potential for adverse health impacts from exposure to the toxic air contaminants of concern. A hazard index is calculated for both acute (short-term or one hour) and chronic (long-term, lasting years to a lifetime) exposures to air toxic contaminants from stationary sources. District Rule 1210 requires public notification and risk reduction when any of the noncancer health hazard indices is equal to or greater than 1.
- **Cancer burden** estimates the number of potential excess cancer cases within the population that would be exposed to the toxic emissions for a lifetime (70 years). The cancer burden is calculated on the basis of lifetime (70-year) risks (whereas individual cancer risk is based on 30-year residential exposure).⁶ District Rule 1210 requires public notification and risk reduction when the cancer burden is equal to or greater than 1.

The State of California has a total of 35 local air districts and out of these 35 air districts, the top five largest districts include: San Diego County Air Pollution Control District (APCD); San Joaquin Valley APCD (which includes all of Fresno, Kings, Madera, Merced, San Joaquin, Stanislaus, Tulare, and Valley air basin portions of Kern counties); South Coast Air Quality Management District (AQMD), which includes all of Orange County, and the non-desert portions of Los Angeles, San Bernardino and Riverside counties; Bay Area AQMD (which includes Alameda, Contra Costa, Marin, Napa, San Francisco, San Mateo, Santa Clara, western portion of Solano, southern portion of Sonoma counties), and; Sacramento Metropolitan AQMD (which includes all of Sacramento County). Out of the top 5 largest districts, San Diego and San Joaquin are the only districts that have a 100 in one million risk reduction threshold. South Coast AQMD has a 25 in one million risk reduction threshold and Sacramento and Bay Area have a 10 in one million risk reduction threshold.

In May 2019, the San Diego County Air Pollution Control Board directed the District staff to evaluate the current regulatory threshold to implement cancer risk reduction requirements (100 in one million) under District Rule 1210 and implement a regulatory process to amend District Rule 1210⁷ to better protect public health. This regulatory process involves industry and community partners to obtain input on and analyze reducing the threshold for risk reduction requirements. The District is expected to return to the Board in October of 2021 with an update and a proposal to amend Rule 1210⁸.

The scientific knowledge and understanding continues to develop about the effects of toxic air contaminants on the human body; as such, in 2015, OEHHA refined its methodology by incorporating the latest science in toxics exposure duration, age-based sensitivity factors, and the varying breathing rates of different age groups⁹. These changes may result in estimates of higher risks to public health than previously calculated (even if a facility's

⁶ <https://oehha.ca.gov/media/downloads/crn/2015guidancemanual.pdf>, page 8-6

⁷ <https://bosagenda.sandiegocounty.gov/cob/cosd/cob/doc?id=0901127e80a957d9>

⁸ <https://bosagenda.sandiegocounty.gov/cob/cosd/cob/doc?id=0901127e80c070f7>

⁹ <https://oehha.ca.gov/media/downloads/crn/2015guidancemanual.pdf>, page 1

emissions and other conditions have remained unchanged), as the updated risk calculation methodologies consider the latest health science and above-listed factors.

AIR TOXIC HOT SPOTS PROGRAM

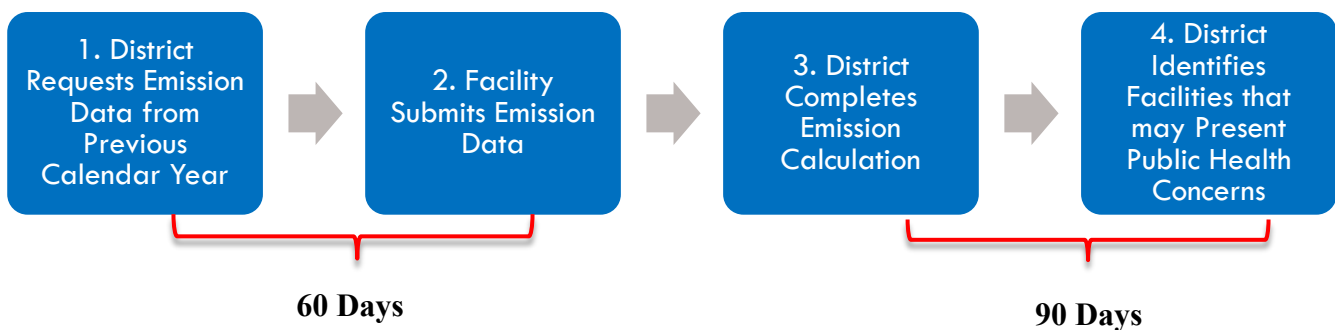
Within a four-year period, approximately 3,000 facilities located in San Diego County are evaluated under the Program.

During 2019 and 2020 CARB had listed approximately 800 compounds that are assessed under the Program and are potentially carcinogenic (may contribute to cancer risk) or may cause acute (short-term) and/or chronic (long-term) noncancer health effects¹⁰. Toxic air contaminant emissions have varying degrees of potential harm. Under the Program each air contaminant’s level of emissions and exposure and its toxicity or potency must be evaluated to determine potential risk and identify any health concerns.

Stationary source emission estimates, by stationary source, are available on the District's website¹¹ or in Appendix B (for stationary sources inventoried in 2019 and 2020). Stationary source emissions inventories are also available upon request by contacting the District at apcdengineering@sdcountry.ca.gov or at (858) 586-2600. Additionally, Assembly Bill 423 (2019, Gloria; Cal. Health and Safety Code section 40100.6.5(a)(1)(F)) requires the District to post all documents related to the Program on its website by December of 2021.

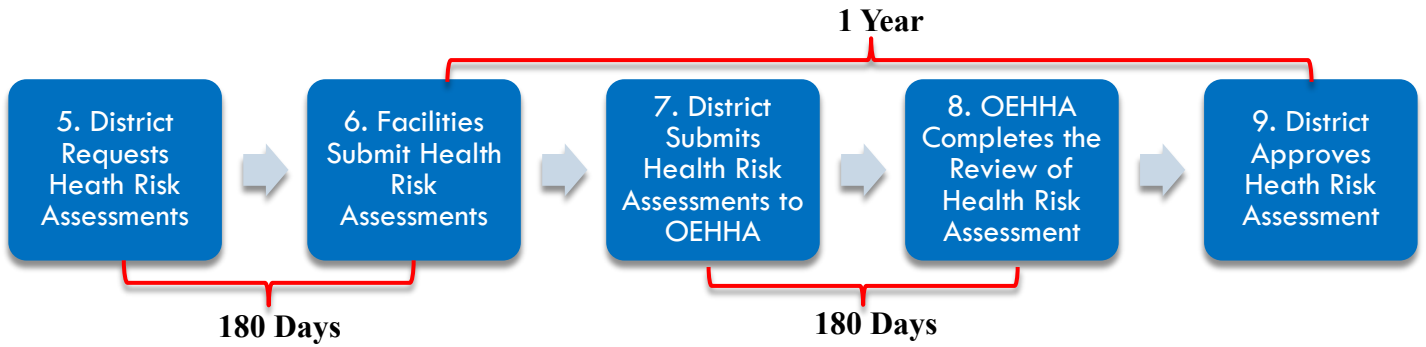
The Program includes the following key elements: Emission Inventory, Prioritization, Health Risk Assessments, Public Notifications, and Risk Reduction Audits and Plans. Figures 1, 2 and 3 show all steps involved in the implementation of the Program and associated timelines (established in state and local rules). In accordance with these timelines, generally it takes a few years to fully implement the requirements of this Program.

Figure 1- Program Implementation Milestones -Health Risk Assessment Approval Process



¹⁰ "Hot Spots" Inventory Guidelines | California Air Resources Board, Appendix A

¹¹ https://www.sandiegocounty.gov/content/sdc/apcd/en/engineering/Permits/Engineering_Emissions_Inventory/Engineering_Phase_2_Toxics_Facility_Emissions.html



Health risk assessments estimate the health risks from exposures to emissions of toxic air contaminants into the air. Based on these health risks the District implements public notification and risk reduction requirements in accordance with District Rule 1210 (public notification and risk reduction thresholds are also listed in Table 5). Figures 2 and 3 show the steps involved in the implementation of public notification and risk reduction requirements.

Figure 2- Program Implementation Milestones -Public Notification Requirements

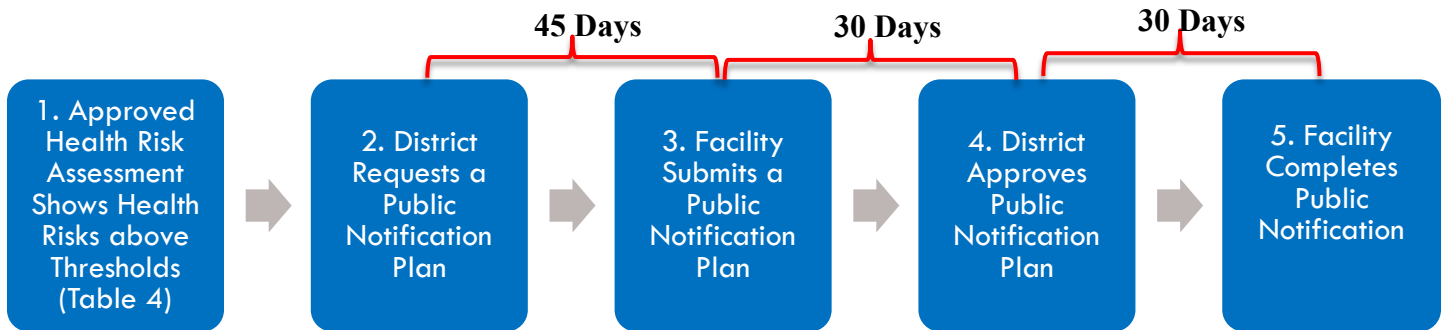


Figure 3- Program Implementation Milestones -Risk Reduction Requirements

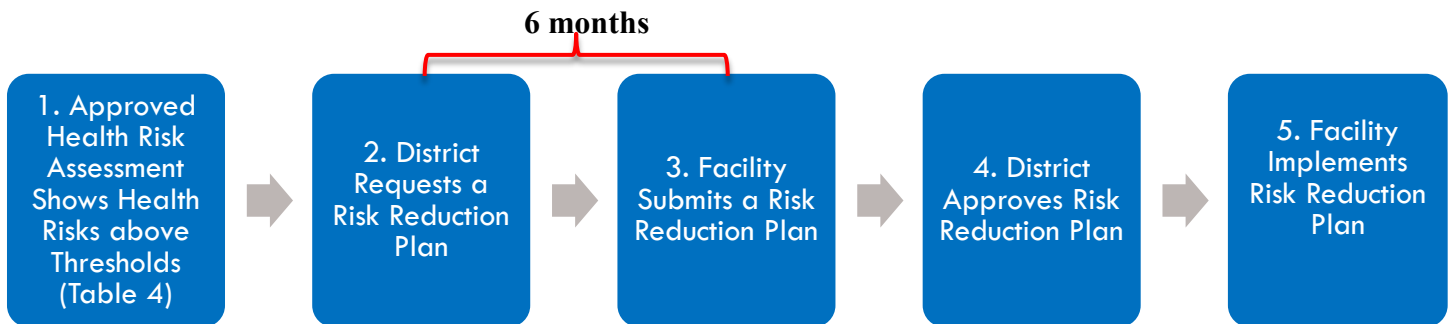


Table 2 summarizes the overall timeline (discussed under Figures 1, 2, and 3) to fully implement the requirements of the Program in accordance with the regulatory deadlines in state and local rules. The implementation process begins during the calendar year subsequent to the year under evaluation (i.e. the year when the toxic air contaminant emissions under evaluation occurred). Based on the regulatory deadlines, it takes 2.5 to 3 years to fully implement the requirements of this Program.

Table 2 Overall Timeline to Fully Implement the Requirements of the Program

Timeframe	Requirement
During Emission Inventory Year (Year 0)	This is the year for which the District evaluates emissions
During Subsequent Year (Year 1)	District requests emission data from previous calendar year
	Facility submits emission data
	District completes emission calculation
	District identifies facilities that may present public health concerns
During Following Year (Year 2)	District requests health risk assessments
	Facilities submit Health Risk Assessments
	District Submits Health Risk Assessments to OEHHA
During Following Year (Year 3)	OEHHA completes the review of the Health Risk Assessment
	Taking comments from OEHHA into consideration, the District approves or return for revision and resubmission and then approve, the Health Risk Assessment
	District Implements Applicable Public Notification and Risk Reduction Requirements as shown in Figures 2 and 3

The District has issued Notices of Violations to facilities for failing to meet the timelines related to the implementation of the Program in accordance with state and local regulations. The Notices of Violations issued since 2019 are listed in Appendix A-3.

A Notice of Violation is the District’s claim that the District's rules, and/or state or federal air pollution laws, have been violated. As provided in state law, a Notice of Violation may result in monetary penalties civil suit, or in serious cases, criminal prosecution. California Health and Safety Code (H&SC) specifies maximum penalties for violations of state and District laws, and rules and permits based on level of culpability. Generally, the penalties are specified in H&S Section 42400 et seq. which include strict liability (maximum of \$10,000 per day for each violation), negligence (maximum of \$25,000 per day for each violation), knowing of emissions, failing to correct (maximum of \$40,000 per day for each violation), willful & intentional (maximum of \$75,000 per day for each violation), and willful & intentional or reckless disregard for risk of great bodily injury or death (\$125,000 - \$1 million per day for each violation). In determining the amount assessed and per H&SC 42403, the District is required to take into consideration all relevant circumstances, including but not limited to: extent of harm, nature and persistence of violation, length of time, frequency of past violations, record of maintenance, unproven/innovative nature of control equipment, action taken to mitigate the violation, and financial burden.

The following sections specifically discuss key elements of this Program: (1) Emission Inventory, (2) Prioritization, (3) Health Risk Assessments, (4) Public Notifications, and Risk Reduction Audits and Plans.

1. Emission Inventory Reports

The emission inventory process begins in January of each calendar year when the District requests emission data (such as usage records) from the facilities subject to this Program for the previous calendar year. The District utilizes the emission data provided by facilities to calculate emissions. Once the emissions are calculated facilities have an opportunity to review and comment on the emission inventory report before it is approved by the District.

There are a total of approximately 3,000 facilities that are required to update their inventories of toxic emissions at least once every four years per the Emission Inventory Criteria and Guidelines for the Air Toxics “Hot Spots” Program¹², which provides directions for facilities to compile and submit air toxic emission data to local districts. The requirements within the CARB Emission Inventory Guidelines have been incorporated by reference into Title 17 of the California Code of Regulations and thus are enforceable by air districts and CARB.

The facilities under the Program includes: (1) larger stationary sources (approximately 400 facilities), which are subject to individual reporting requirements and (2) smaller industrial and commercial businesses (gas stations, emergency diesel only sources, autobody shops, perc dry cleaners, etc.), which are in the industrywide source (IWS) categories¹³. The next emission calculations for IWS categories are being conducted in 2021.

The calculated emissions of Toxic Air Contaminants for stationary sources inventoried in 2019 and 2020 are presented in Appendix B of this report.

2. Prioritization

Once the emission inventory reports are completed (i.e. the toxic emissions are quantified by the District, reviewed by the facility, and approved by the District), the Program requires air districts to prioritize and categorize the stationary source emissions to determine if a health risk assessment is required within 90 days from when the emission inventory report is approved. The District utilizes a [prioritization procedure](#)¹⁴ which takes into consideration potency, toxicity, quantity of emissions, proximity of the stationary source to potential receptors, and any other factor that the District finds may influence the stationary source’s potential risk posed to surrounding businesses and residences. Each stationary source prioritization score is evaluated individually and placed in either Category A (high priority), Category B (intermediate priority) or Category C (low priority) based upon the total score and thresholds as shown in Table 3.

Stationary sources categorized as “high” are subject to health risk assessment requirements. Sources categorized as “intermediate” may be subject to health risk assessment requirements based on additional factors or further evaluation. Facilities categorized as “low” are not subject to health risk assessment requirements.

¹² <https://ww2.arb.ca.gov/our-work/programs/ab-2588-air-toxics-hot-spots/hot-spots-inventory-guidelines>

¹³ California Health and Safety Code, section [44323](#)

¹⁴ https://www.sandiegocounty.gov/content/dam/sdc/apcd/PDF/Toxics_Program/APCD_Air_Toxics_Hot_Spots_Prioritization_Procedures.pdf

Table 3: Prioritization Scores for Cancer and Noncancer Compounds

	Source Score	Source Designation
Cancer Compounds	Score \geq 100	Category A
	$1 \leq$ Score $<$ 100	Category B
	Score $<$ 1	Category C
Noncancer Compounds	Score \geq 10	Category A
	$1 \leq$ Score $<$ 10	Category B
	Score $<$ 1	Category C

The calculated prioritization scores for stationary sources inventoried in 2019 and 2020 are presented in Appendix B of this report.

3. Health Risk Assessments

A health risk assessment estimates the risk of adverse health effects (cancer and noncancer) from exposures to emissions of toxic air contaminants into the air¹⁵. The estimated risks are based on District approved emission calculations and computer models that account for a variety of health protective assumptions.

In accordance with the California Health and Safety Code, Section 44362, health risk assessments are to be conducted by operators of stationary sources (within 180 from a District request) and approved by the District in consultation with OEHHA (within one year from the submittal of the Health Risk Assessment). OEHHA is the scientific branch of the California Environmental Protection Agency (CalEPA) which evaluates the effects of toxic compounds, and develops health-protective exposure levels and health risk assessment guidelines¹⁶.

In March of 2015, OEHHA enhanced its health risk assessment guidelines to reflect scientific advances in the field of toxic exposures, health effects, and risk assessment, along with explicit consideration of younger population, including infants and children below the age of 2.

A list of facilities with health risks assessments that the District requested and approved in 2019 and 2020 is presented in Appendix A. Table 4 lists all facilities for which the District approved a Health Risk Assessment in 2019 and 2020 (for more details regarding the Health Risk Assessments please see Appendix A-2)

¹⁵ [Guide to Health Risk Assessment \(ca.gov\)](#)

¹⁶ <https://oehha.ca.gov/media/downloads/crn/2015guidancemanual.pdf>

Table 4 – Health Risk Assessment Approved in 2019 and 2020¹⁷

Emission Inventory Year ¹⁸	Facility Name	ZIP Code	HRA Received Date ¹⁹	HRA Approval Date ²⁰	Public Notification Required?	Risk Reduction Required?
	Address					
2013	BAE Systems	92113	12/30/2016	10/2/2020	Yes	No
	2205 E Belt St. San Diego, CA					
2013	City of San Diego/Miramar Landfill	92111	1/3/2017	12/29/2020	No	No
	5180 Convoy St. San Diego, CA					
2014	Escondido Materials	92024	6/13/2018	12/15/2020	Yes	Yes
	500 N Tulip St. Escondido, CA					
2013	NASSCO	92113	12/30/2016	10/2/2020	Yes	No
	2798 East Harbor Dr. San Diego, CA					
2014	San Diego Gas and Electric	92123	7/29/2019	10/19/2020	No	No
	8315 Century Park Court San Diego, CA					
2013	Superior Ready Mix	92120	2/7/2017	10/8/2020	Yes	No
	7500 Mission Gorge Rd. San Diego, CA					
2013	Sycamore Landfill	92071	12/29/2016	10/29/2020	Yes	Yes
	8514 Mast Blvd. Santee, CA					
2013	USMC MCAS Miramar	92145	1/3/2017	12/7/2020	No	No
	USMC Miramar San Diego, CA					

Figure 4 shows all facilities for which the District approved a Health Risk Assessment in 2019 and 2020 (for more details regarding the Health Risk Assessments please see Appendix A-2). Additionally, an interactive map (<https://arcg.is/1flTKC>) is available on the District’s [website](#) to show information

¹⁷ In 2020 the District approved 9 Health Risk Assessments, required public notification from 6 facilities and risk reduction plans from 3 facilities. The District is currently involved in litigation with one of the facilities that was requested by the District to conduct public notification and submit a risk reduction plan. This facility is not included in this table as the District is preliminarily enjoined from requiring or providing notice related to this Program until the court has made a final determination whether the District’s public-notification request to the facility was valid. For more details please refer to San Diego Superior Court Case No. 37-2021-00001630-CU-MC-CTL.

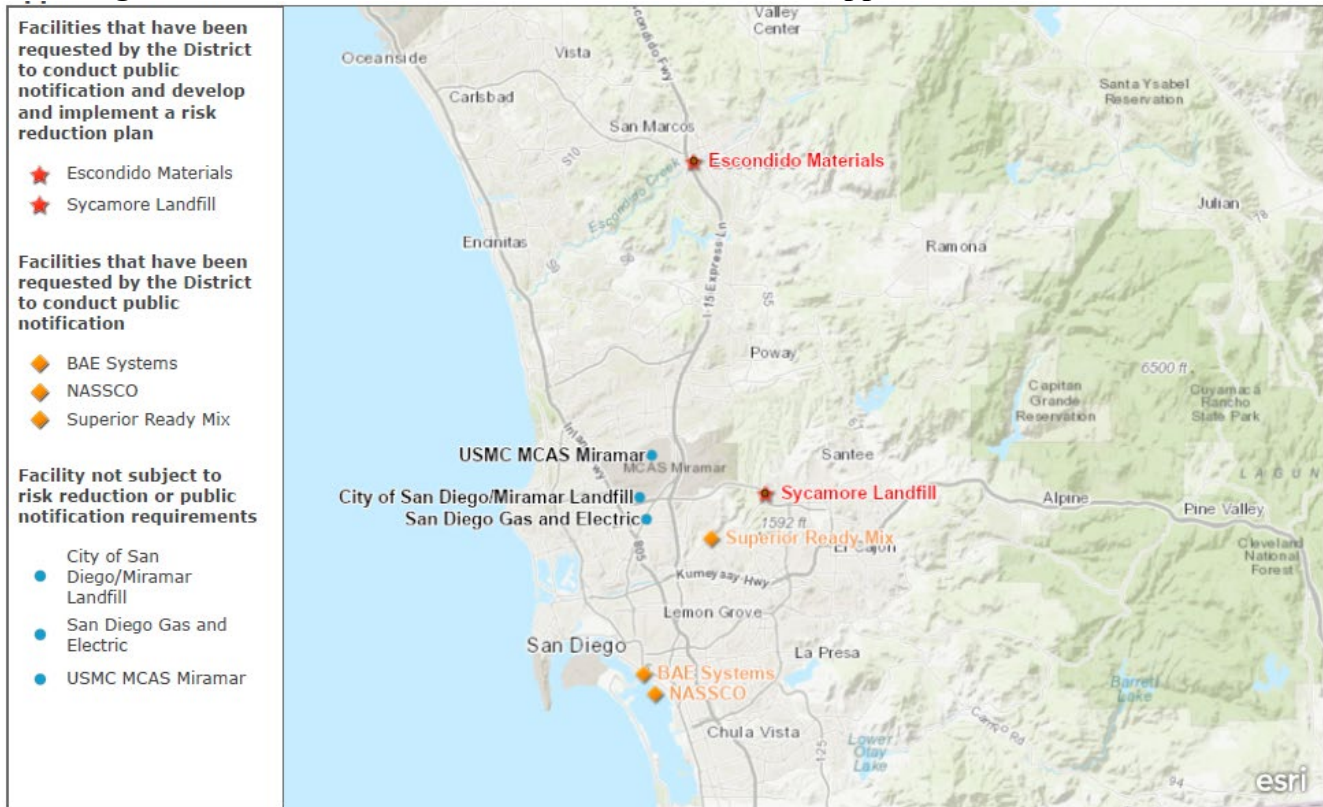
¹⁸ Year when the emission occurred

¹⁹ Date the Health Risk Assessment was submitted by the facility to the District

²⁰ Date the Health Risk Assessment was approved by the District

regarding facilities with approved Health Risk Assessment and facilities required to conduct a Health Risk Assessment.

Figure 4 – Facilities that had Health Risk Assessment Approved in 2019 and 2020^{21,22}

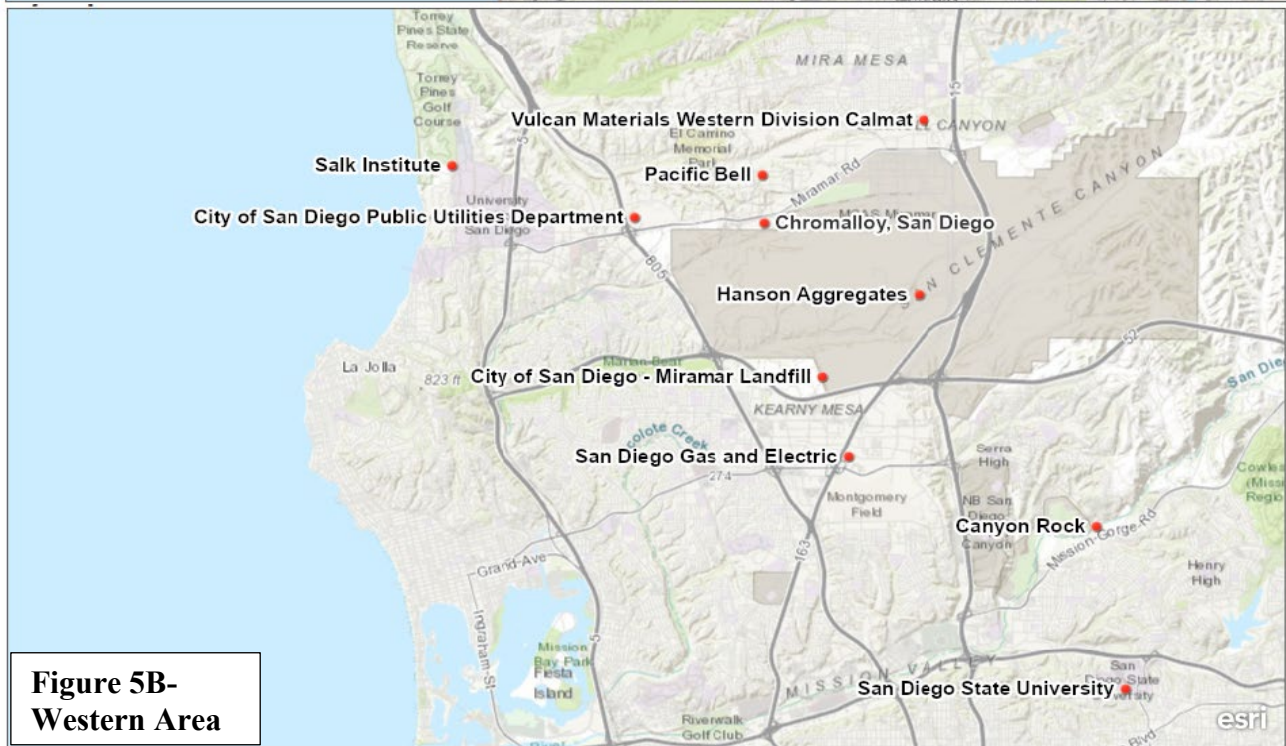


In addition to approving Health Risk Assessments, the District requested Health Risk Assessments from approximately 50 facilities in 2019 and 2020. The District worked with some of these facilities to further refine their emission calculations and/or receptor distances (as described in Appendix A-2) and as a result, some of these facilities are no longer required to conduct a Health Risk Assessment. Figure 5 shows a map with all facilities that are still required to conduct a Health Risk Assessment under the Program, based on requests made by the District in 2019 and 2020.

²¹ In 2020 the District approved 9 Health Risk Assessments, required public notification from 6 facilities and risk reduction plans from 3 facilities. The District is currently involved in litigation with one of the facilities that was requested by the District to conduct public notification and submit a risk reduction plan. This facility is not included in this map as the District is preliminarily enjoined from requiring or providing notice related to this Program until the court has made a final determination whether the District's public-notification request to the facility was valid. For more details please refer to San Diego Superior Court Case No. 37-2021-00001630-CU-MC-CTL.

²² More details regarding facilities with approved Health Risk Assessment that have notified are available on the District's website: https://www.sdapcd.org/content/sdc/apcd/en/engineering/Permits/Engineering_Emissions_Inventory/engineering_phase2hotspots.html

Figure 5 – Maps by Geographical Areas Showing Facilities Required to Conduct a Health Risk Assessment under the Hot Spots Program in 2019 and 2020



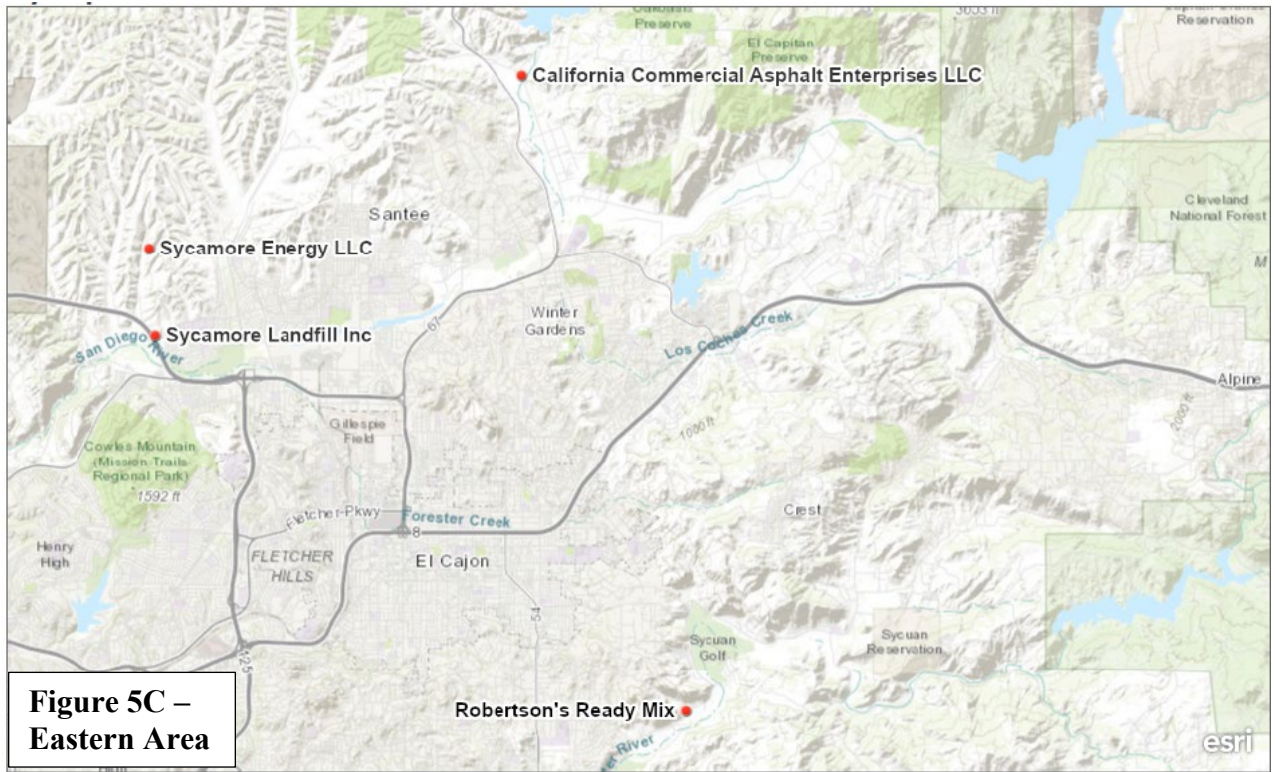


Figure 5C – Eastern Area

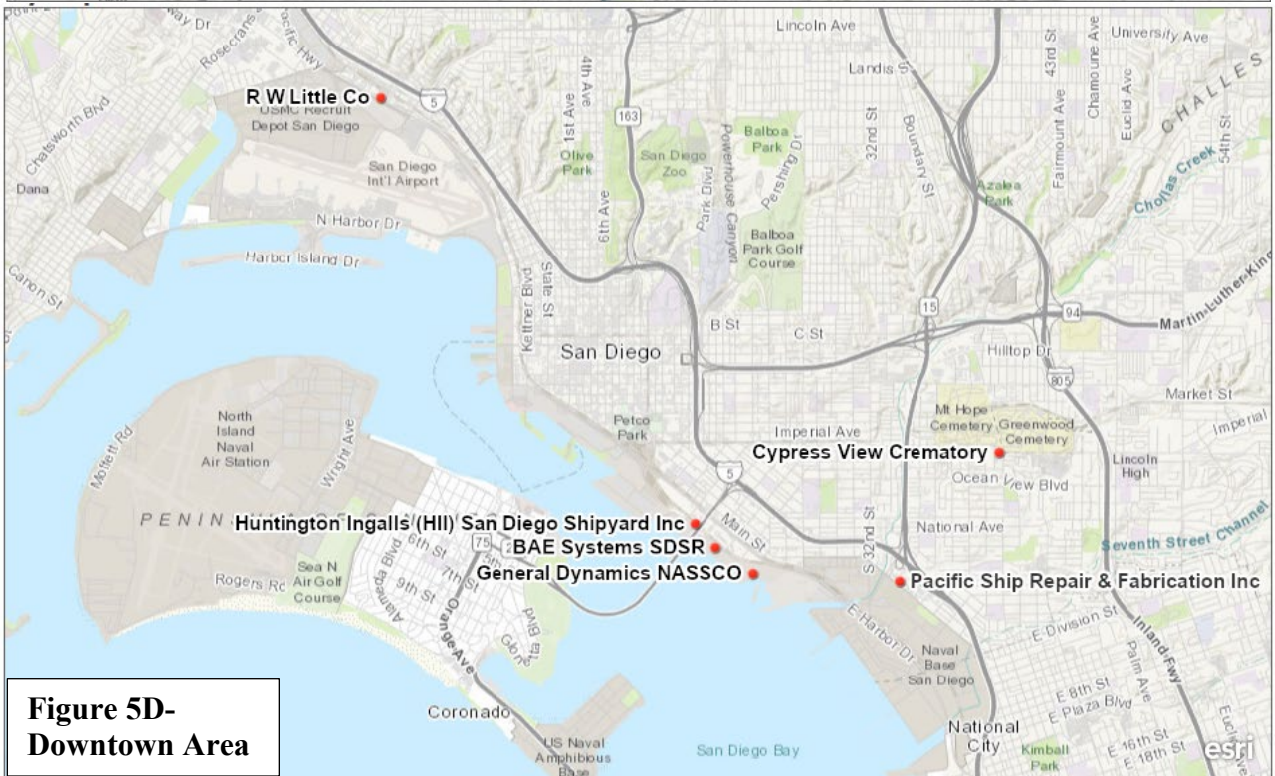


Figure 5D- Downtown Area

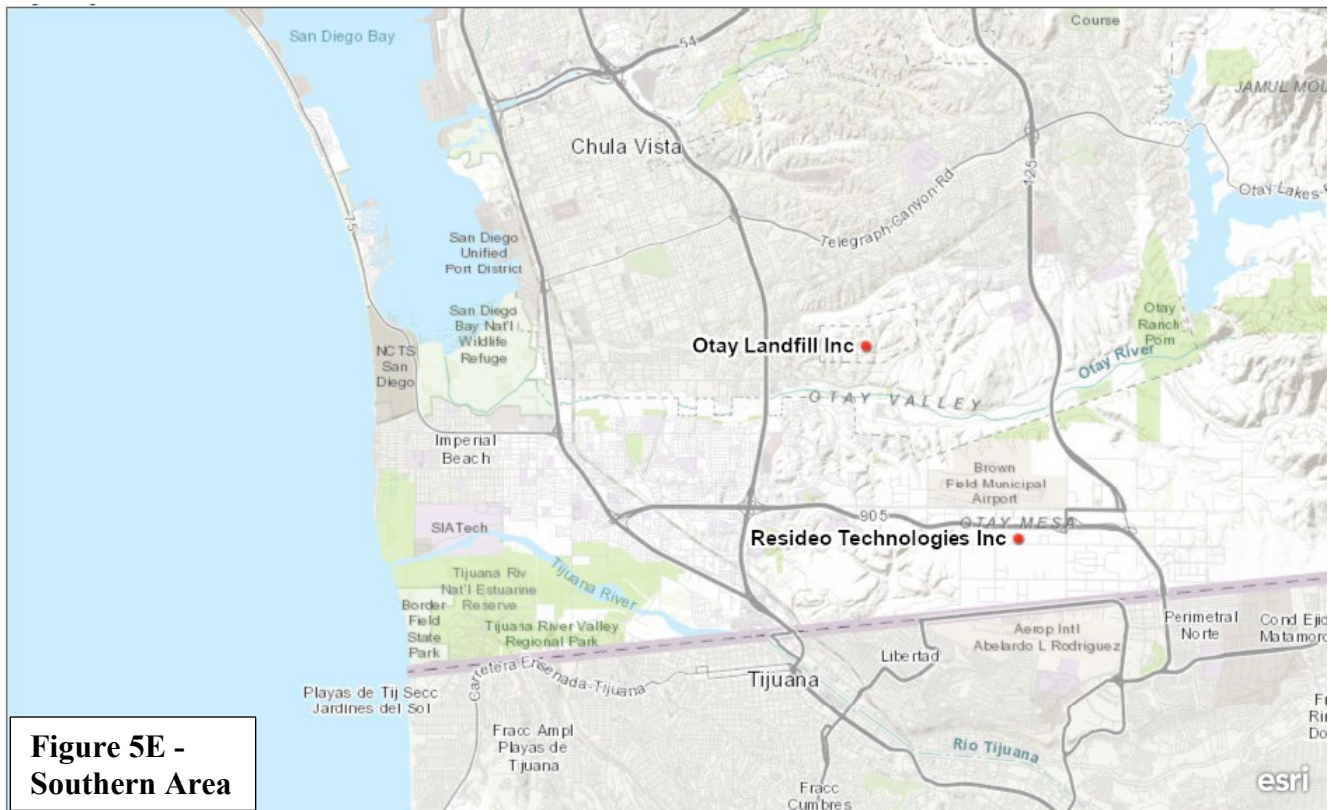


Figure 5E - Southern Area

4. Public Notification & Risk Reduction Audits and Plans

Public notification is a core element of the Program as it ensures the public’s right to know about possible health risks from exposure to toxic air contaminants emitted by stationary sources of air pollution in their communities. The Health and Safety Code, Section 44362(b), requires the operator of stationary sources to provide notice to all exposed persons above certain risk thresholds regarding the results of the health risk assessment if the local air district determines there is significant health risk from the stationary source.

In 1992, the Hot Spots Act was amended by Senate Bill 1731 to require each air district to specify the significant risk level, above which risk reduction would be required. The requirements of SB 1731 are found in Health and Safety Code, Sections 44390 through 44394. The requirements are for stationary sources operators to audit and identify the source of toxic emissions and risk, then develop and implement a plan to reduce the emissions and risk.

District Rule 1210 establishes thresholds and procedures for public notification and risk reduction requirements. All public notification and risk reduction thresholds are presented on Table 5.

Table 5: Public Notification and Risk Reduction Thresholds

Health Risk	Public Notification Threshold	Risk Reduction Threshold
Cancer Risk	10 in one million	100 in one million

Health Risk	Public Notification Threshold	Risk Reduction Threshold
Acute Noncancer Health Hazard Index	1.0	1.0
Chronic Noncancer Health Hazard Index	1.0	1.0
Cancer Burden	1.0	1.0

- Cancer risk is a calculation of the probability that a person would contract cancer if exposed to a stationary source’s emissions for 30 years, assuming that the emissions remain constant over that time period. It is expressed as the number of chances in one million of developing cancer. For example, a cancer risk of one in one million indicates a likelihood that up to one person, out of one million equally exposed people, would contract cancer.²³ Currently District Rule 1210 requires public notification when the cancer risk from the stationary source is equal to or greater than 10 in one million, and cancer risk reduction when the risk is equal to or greater than 100 in one million.
- The noncancer health hazard index is calculated by dividing the estimated level of exposure to chemicals emitted from a stationary source to the level of exposure that is not expected to cause any adverse health effects. If the hazard index is below one, then the estimated level of exposure is not likely to result in adverse health effects for anyone, including sensitive individuals such as children and the elderly. A hazard index of equal to or greater than one indicates that there may be greater potential for adverse health impacts from exposure to the toxic air contaminants of concern. A hazard index is calculated for both acute (short-term or one hour) and chronic (long-term, lasting years to a lifetime) exposures to air toxic contaminants from stationary sources. District Rule 1210 requires public notification and risk reduction when any of the noncancer health hazard indices is equal to or greater than 1.
- Cancer burden estimates the number of potential excess cancer cases within the population that would be exposed to the toxic emissions for a lifetime (70 years). The cancer burden is calculated on the basis of lifetime (70-year) risks (whereas individual cancer risk is based on 30-year residential exposure).²⁴ District Rule 1210 requires public notification and risk reduction when the cancer burden is equal to or greater than 1.

Based on the health risk levels in the Health Risk Assessments approved by the District in 2019 and 2020, the operators of facilities listed in Table 6 have been required by the District to develop and implement a risk reduction plan and/or conduct public notification.

²³ This is in addition to cancer cases that are normally expected to occur in the population when all other possible causes are taken into account. For every one-million people in the United States, approximately 400,000 will get cancer during their lifetimes <https://www.cancer.org/content/dam/cancer-org/research/cancer-facts-and-statistics/annual-cancer-facts-and-figures/2020/cancer-facts-and-figures-2020.pdf> page 2

²⁴ <https://oehha.ca.gov/media/downloads/crn/2015guidancemanual.pdf>, page 8-6

**Table 6- Stationary Sources Required by the District
to Develop and Implement a Risk Reduction and/or Public Notification Plan**

Emission Inventory Year²⁵	Facility Name	Location	HRA Approval Year²⁶	Cancer Risk per million²⁷	Cancer Burden²⁸	Acute Health Hazard Index²⁹	Chronic Health Hazard Index³⁰
Risk Reduction Plans and Public Notification Requested by the District							
2014	Escondido Material	Escondido (92024)	2020	6.0	<1	1.45	<1
2013	Sycamore Landfill	Santee (92071)	2020	38.3	<1	<1	2.9
Public Notification Requested by the District							
2013	BAE Systems Ship Repair	San Diego (92113)	2020	11.8	<1	<1	<1
2013	National Steel & Shipbuilding	San Diego (92113)	2020	53	<1	<1	<1
2013	Superior Ready Mix	San Diego (92113)	2020	12.4	<1	<1	<1

In accordance with District Rule 1210, within 45 days of the date of written notice from the District that public notification is required, the owner or operator of a stationary source shall prepare and submit to the District, for approval, a public notification plan. The owner or operator of a stationary source subject to public notification requirements shall implement the stationary source public notification plan, as approved by the District, within 30 days of the date of written notice from the District of such approval.

District Rule 1210 also establishes procedures for risk reduction requirements. Specifically, within six months of receipt of written notice from the District that a stationary source is subject to risk reduction requirements, the owner or operator shall submit a risk reduction audit and plan to the District. Since this plan generally involves changes to the processes to reduce the health risks, a permit application is required by the District to propose these changes in accordance with District Rule 10.

Table 7 provides the status of the risk reduction plans and public notification requested by the District for facilities that had their Health Risk Assessment Approved in 2019 and 2020.

²⁵ Year air emissions occurred

²⁶ Year the Health Risk Assessment was approved

²⁷ Cancer risk is expressed in terms of the increased number of chances in one million of developing cancer

²⁸ Cancer burden is an estimate of the number of potential excess cancer cases within the population that would be exposed to the emissions.

²⁹ Acute Health Hazard Index equal to or greater than one indicates that there may be greater potential for adverse health impacts from exposure to the toxic air contaminants of concern.

³⁰ Chronic Health Hazard Index equal to or greater than one indicates that there may be greater potential for adverse health impacts from exposure to the toxic air contaminants of concern.

Table 7 – Risk Reduction and Public Notification Status³¹

Emission Inventory Year³²	Facility Name	Location	HRA Approval Year³³	Public Notification Status	Risk Reduction Status
2014	Escondido Materials	Escondido 92024	2020	Completed	Due in June of 2021
2013	BAE Systems Ship Repair	San Diego 92113	2020	Completed	N/A
2013	National Steel & Shipbuilding	San Diego 92113	2020	Completed	N/A
2013	Superior Ready Mix Concrete	San Diego 92120	2020	Completed	N/A
2013	Sycamore Landfill	Santee 92071	2020	Completed	Plan Submitted

The facilities listed in Table 8 have been under the Program and have been required to conduct biennial public notifications in accordance with District Rule 1210. The District is currently evaluating these facilities to determine if the latest Health Risk Assessment needs to be updated.

Table 8- Facilities Required to Conduct Biennial Public Notification

Emission Inventory Year³⁴	Facility Name & Location		HRA Approval Year³⁵	Cancer Risk per million³⁶	Cancer Burden³⁷	Acute THHI³⁸	Chronic THHI³⁹
2003	Pacific Ship Repair	San Diego	2008	41	< 1	< 1	< 1
2005	S.D. City Pump Station 2	San Diego	2009	33	< 1	< 1	< 1
2005	USN Air Station/North Island	Coronado	2009	13.5	< 1	< 1	< 1

³¹ In 2020 the District approved 9 Health Risk Assessments, required public notification from 6 facilities and risk reduction plans from 3 facilities. The District is currently involved in litigation with one of the facilities that was requested by the District to conduct public notification and submit a risk reduction plan. This facility is not included in this table as the District is preliminarily enjoined from requiring or providing notice related to this Program until the court has made a final determination whether the District's public-notification request to the facility was valid. For more details please refer to San Diego Superior Court Case No. 37-2021-00001630-CU-MC-CTL.

³² Year air emissions occurred

³³ Year the Health Risk Assessment was approved

³⁴ Year air emissions occurred

³⁵ Year the Health Risk Assessment was approved

³⁶ Cancer risk is expressed in terms of the increased number of chances in one million of developing cancer

³⁷ Cancer burden is an estimate of the number of potential excess cancer cases within the population that would be exposed to the emissions.

³⁸ Acute Health Hazard Index equal to or greater than one indicates that there may be greater potential for adverse health impacts from exposure to the toxic air contaminants of concern.

³⁹ Chronic Health Hazard Index equal to or greater than one indicates that there may be greater potential for adverse health impacts from exposure to the toxic air contaminants of concern.

The biennial public notification status is presented on Table 9.

Table 9: Biennial Public Notification Status

HRA Approval Year⁴⁰	Stationary Source Name and Location		Notification Year⁴¹
2003	Pacific Ship Repair	San Diego (92113)	2021
2005	S.D. City – Pump Station 2	San Diego (92106)	2019
2005	USN Air Station/North Island	Coronado (92155)	2020

TOXIC AIR CONTAMINANTS AMBIENT MONITORING

The District has sampled for ambient toxic air contaminants at the El Cajon and Chula Vista air monitoring stations since the mid-1980s⁴². These stations measure ambient air concentrations and, therefore, the ambient concentrations are contributions from multiple sources of air pollution that fall into one of the following categories: on-road and off-road vehicles, trains, ships, and planes, as well as stationary sources (industrial, commercial and governmental operations regulated by the District), area sources (such as residential fuel combustion, consumer products use, construction and demolition, and commercial cooking) and natural sources.

Although diesel particulate matter (DPM) contributes significantly to ambient air risk levels⁴³, it is not included in the ambient air risk results because it is comprised of many individual compounds and cannot be analyzed as a single compound. DPM has a significant impact on California’s population. It is estimated that about 70% of total known cancer risk related to air toxics in California is attributable to DPM⁴⁴.

A summary of recent ambient air risk results determined by CARB from the Chula Vista and El Cajon monitoring stations is provided in Figure 6. CARB publishes a complete statewide annual summary of toxic emissions by location⁴⁵

⁴⁰ Year the Heath Risk Assessment was approved

⁴¹ This column lists the year that the most recent notification was conducted. The District has also published the notifications on its [website](#)

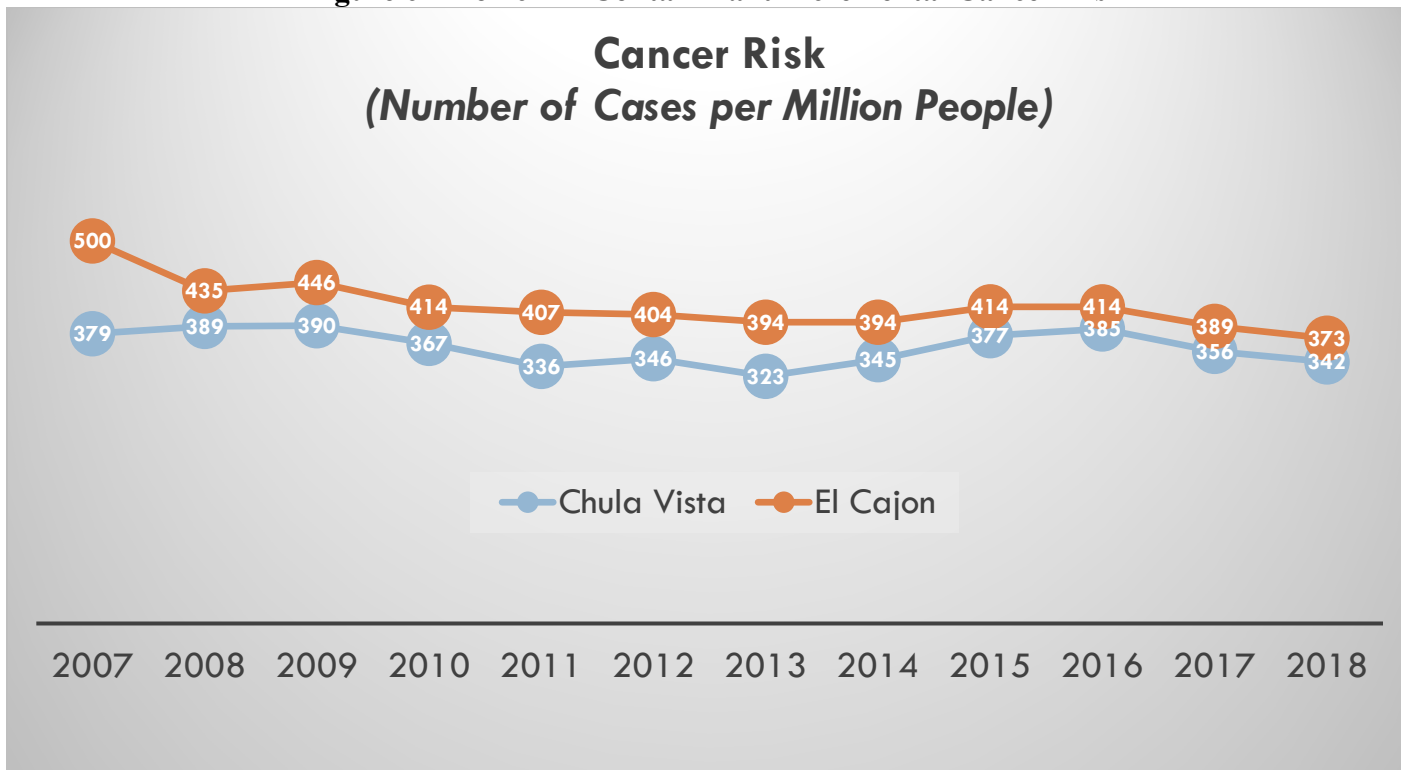
⁴² https://www.sandiegocounty.gov/content/dam/sdc/apcd/monitoring/2019_Network_Plan.pdf

⁴³ <https://ww2.arb.ca.gov/resources/summary-diesel-particulate-matter-health-impacts>

⁴⁴ Based on 2012 estimates of statewide exposure, DPM is estimated to increase statewide cancer risk by 520 cancers per million residents exposed over a lifetime <https://ww2.arb.ca.gov/resources/overview-diesel-exhaust-and-health>

⁴⁵ <https://www.arb.ca.gov/adam/toxics/sitesubstance.html>

Figure 6 – Toxic Air Contaminant Incremental Cancer Risk⁴⁶



ONGOING EFFORTS TO REDUCE HEALTH RISKS

Federal Level

At the federal level, the 1990 Clean Air Act (CAA) Amendments required the U.S. Environmental Protection Agency (EPA) to develop nationwide control measures for air toxics. The CAA now lists 187 substances as hazardous air pollutants (HAPs) and the EPA develops the federal National Emissions Standards for Hazardous Air Pollutants (NESHAPs) and Maximum Achievable Control Technologies (MACT) for new, modified, as well as existing, Major and Area (Non-major) sources of HAPs⁴⁷. The District implements these federal requirements for major and area (non-major) stationary sources in San Diego County.

State Level

In March of 2015, the OEHHA refined its methodologies for conducting health risk assessments, known as *The Air Toxics Hot Spots Program Guidance Manual for Preparation of Health Risk Assessments*⁴⁸, by incorporating the latest science in toxics exposure duration, age-based sensitivity factors, and the varying breathing rates of different age groups. This change has resulted in additional public notifications and risk reduction plans to further

⁴⁶ Does not include risk from diesel particulate matter

⁴⁷ <https://www.epa.gov/haps/initial-list-hazardous-air-pollutants-modifications>

⁴⁸ <https://oehha.ca.gov/media/downloads/crn/2015guidancemanual.pdf>, page 1

reduce toxic air contaminants and increase public health protection. The District began implementing these updates starting with the 2013 emission inventories and HRA evaluation period.

Pursuant to Assembly Bill 1807 (AB 1807 - Toxics Air Contaminant Identification and Control), CARB in collaboration with OEHHA and Scientific Review Panel evaluate the potential for human exposure and health effects of toxic substances emitted into the air to determine which ones should be identified as Toxic Air Contaminants (TACs). Once a substance is identified as a TAC, CARB continues to develop Airborne Toxic Control Measures (ATCMs), which establish standards to control and reduce toxic air emissions from mobile and stationary sources. Once ATCMs are adopted by CARB, the local air districts must implement those new standards⁴⁹.

CARB regulates consumer products such as cleaners and spray paints that contain air toxics and is continually evaluating and implementing strategies to reduce emissions from these products⁵⁰. CARB also regulates vehicle fuels and motor vehicle emissions, and the evolution of cleaner, low-emission and zero-emission vehicles is an important step in reducing toxic air contaminants and improving overall air quality.

On November 19, 2020 the CARB Board approved amendments to the Emission Inventory Criteria and Guidelines (EICG) Report for the Air Toxics “Hot Spots” Program, but also directed CARB staff to pursue additional changes⁵¹. The primary purpose of the proposed EICG amendments is to provide CARB and air districts with a better understanding of stationary source emissions, enhance the public access to information on toxic pollutant emissions, and further reduce their impacts on public health by ensuring that many new and emerging chemicals of concern are reported. The proposed amendments would also expand the applicability requirements to bring new facilities into the emission inventory program.

In response to Assembly Bill 617 (AB 617) [C. Garcia, Chapter 16, Statutes of 2017], CARB established the Community Air Protection Program⁵². The program's mission is to reduce exposure to air contaminants in communities based on environmental, health and socioeconomic information. This first-of-its-kind statewide effort requires community air monitoring, community emission reduction plans, and incentive funding to deploy the cleanest technologies in the most impacted areas. The District is implementing this program locally⁵³.

Local Level

District Rule 1210 – Toxic Air Contaminant Public Health Risks – Public Notification and Risk Reduction

In May 2019, the San Diego County Air Pollution Control Board directed the District staff to evaluate the current regulatory threshold to implement cancer risk reduction requirements (100 in one million) under District Rule 1210 and implement a regulatory process to amend District Rule 1210⁵⁴ to better protect public health. This regulatory process involves industry and community partners to obtain input on and analyze reducing the

⁴⁹ <https://ww2.arb.ca.gov/resources/documents/airborne-toxic-control-measures>

⁵⁰ <https://ww2.arb.ca.gov/our-work/topics/consumer-products>

⁵¹ <https://ww2.arb.ca.gov/rulemaking/2020/hotspots2020>

⁵² <https://ww2.arb.ca.gov/capp>

⁵³ <https://www.sdapcd.org/content/sdc/apcd/en/community-air-protection-program--ab-617-.html>

⁵⁴ <https://bosagenda.sandiegocounty.gov/cob/cosd/cob/doc?id=0901127e80a957d9>

threshold for risk reduction requirements. The District is expected to return to the Board in October of 2021 with an update and a proposal to amend Rule 1210⁵⁵.

Rule 1200 – Toxic Air Contaminants – New Source Review

District Rule 1200 regulates potential public health risks from new and expanding business operations. On average the District evaluates 400 applications annually subject to Rule 1200, which establishes the following health risk thresholds applicable to increases in the potential toxic air contaminant emissions:

- Cancer Health Risk- 1 in a million or 10 in a million if the operation is equipped with toxics best available control technology (T-BACT)
- Total Acute Noncancer Health Risk – 1 health hazard index
- Total Chronic Noncancer Health Risk – 1 health hazard index

The health risk thresholds listed above for cancer, and noncancer acute (short-term) and chronic (long-term) are intended to limit the increased health risks (above normal background levels) caused by exposure to a chemical that may cause adverse health effects. The excess health risk thresholds are expressed as the probability of a resident or worker developing adverse health conditions.

Mobile Source Enforcement

While the Air Toxic Hot Spots Program does not apply to mobile sources of air pollution (including on-road and off-road vehicles) these sources contribute significantly to air emissions⁵⁶ in the County, especially oxides of nitrogen (a precursor to ozone pollution) and diesel particulate matter (a known carcinogen). In order to reduce emissions from mobile sources, the District has entered into agreements with CARB to enforce regulations pertaining to diesel on-road and off-road vehicles. Having the District ensure the state’s rules to reduce emissions from mobile sources are as effective as they are designed to be is of paramount importance to the County’s air quality and public health protection both from a toxics perspective and in meeting the National Ambient Air Quality Standard for ozone.

Incentives Program

Additionally, the District provides millions of dollars in grants each year through its incentives program⁵⁷ to clean up and/or replace diesel powered vehicles, agricultural equipment, marine vessels, locomotives, and construction equipment, to name a few. These diesel emission reductions play a significant role in reducing health risk.

⁵⁵ <https://bosagenda.sandiegocounty.gov/cob/cosd/cob/doc?id=0901127e80c070f7>

⁵⁶ https://www.arb.ca.gov/app/emsmv/2017/emssumcat_query.php?F_YR=2012&F_SEASON=A&SP=SIP105ADJ&F_DIV=-4&F_AREA=DIS&F_DIS=SD

⁵⁷ <https://www.sandiegocounty.gov/content/sdc/apcd/en/grants-and-incentives.html>

APPENDIX A-1 – Health Risk Assessments (HRA) Approved in 2019 and 2020⁵⁸

Emission Evaluation Period	Facility Name	ZIP Code	Heath Risk Assessment Information			
	Location		HRA Received Date	Public Notification Required	Risk Reduction Required	HRA Approval Date
2013	Sycamore Landfill	92071	HRA Received Date	Public Notification Required	Risk Reduction Required	HRA Approval Date
			12/29/2016	Yes	Yes	10/29/2020
	8514 Mast Blvd. Santee, CA		Cancer Risk	Cancer Burden	Chronic Health Index	Acute Health Index
			38.3	<1	2.9	<1
2013	NASSCO	92113	HRA Received Date	Public Notification Required	Risk Reduction Required	HRA Approval Date
			12/30/2016	Yes	No	10/2/2020
	2798 East Harbor Dr. San Diego, CA		Cancer Risk	Cancer Burden	Chronic Health Index	Acute Health Index
			53	<1	<1	<1
2013	BAE Systems	92113	HRA Received Date	Public Notification Required	Risk Reduction Required	HRA Approval Date
			12/30/2016	Yes	No	10/2/2020
	2205 E Belt St. San Diego, CA		Cancer Risk	Cancer Burden	Chronic Health Index	Acute Health Index
			11.8	<1	<1	<1
2013	USMC MCAS Miramar	92145	HRA Received Date	Public Notification Required	Risk Reduction Required	HRA Approval Date
			1/3/2017	No	No	12/7/2020
	USMC Miramar San Diego, CA		Cancer Risk	Cancer Burden	Chronic Health Index	Acute Health Index
			7.11	<1	<1	<1

⁵⁸ In 2020 the District approved 9 Health Risk Assessments, required public notification from 6 facilities and risk reduction plans from 3 facilities. The District is currently involved in litigation with one of the facilities that was requested by the District to conduct public notification and submit a risk reduction plan. This facility is not included in this table as the District is preliminarily enjoined from requiring or providing notice related to this Program until the court has made a final determination whether the District's public-notification request to the facility was valid. For more details please refer to San Diego Superior Court Case No. 37-2021-00001630-CU-MC-CTL

Emission Evaluation Period	Facility Name	ZIP Code	Heath Risk Assessment Information			
	Location		HRA Received Date	Public Notification Required	Risk Reduction Required	HRA Approval Date
2013	City of San Diego/Miramar Landfill	92111	HRA Received Date	Public Notification Required	Risk Reduction Required	HRA Approval Date
			1/3/2017	No	No	12/29/2020
	5180 Convoy St. San Diego, CA		Cancer Risk	Cancer Burden	Chronic Health Index	Acute Health Index
			4.0	<1	<1	<1
2013	Superior Ready Mix	92120	HRA Received Date	Public Notification Required	Risk Reduction Required	HRA Approval Date
			2/7/2017	Yes	No	10/8/2020
	7500 Mission Gorge Rd. San Diego, CA		Cancer Risk	Cancer Burden	Chronic Health Index	Acute Health Index
			12.4	<1	<1	<1
2014	Escondido Materials	92024	HRA Received Date	Public Notification Required	Risk Reduction Required	HRA Approval Date
			6/13/2018	Yes	Yes	12/15/2020
	500 N Tulip St. Escondido, CA		Cancer Risk	Cancer Burden	Chronic Health Index	Acute Health Index
			6.0	<1	<1	1.45
2014	San Diego Gas and Electric	92123	HRA Received Date	Public Notification Required	Risk Reduction Required	HRA Approval Date
			7/29/2019	No	No	10/19/2020
	8315 Century Park Court San Diego, CA		Cancer Risk	Cancer Burden	Chronic Health Index	Acute Health Index
			<1	<1	<1	<1

APPENDIX A-2 – Health Risk Assessments (HRA) Requested in 2019 and 2020

APCD Record	Emission Inventory Year⁵⁹	DBA	Address	ZIP CODE	Facility Notification⁶⁰	HRA Received⁶¹
APCD2020 -HRA- 0002	2014	Huntington Ingalls (HII) San Diego Shipyard Inc	1995 Bay Front St. San Diego	92113	02/08/2019	08/09/2019
APCD2020 -HRA- 0003	2014	San Diego Gas and Electric	8315 Century Park Court San Diego	92123	02/08/2019	07/29/2019
APCD2020 -HRA- 0016	2017	San Diego State University	5500 Campanile Dr San Diego	92182	09/02/2020	01/28/2021
APCD2020 -HRA- 0017	2017	Dept of Navy-Naval Base Point Loma (NBPL) Public Works Dept	USN Naval Base Point Loma,C3F Complex, Bldg 61 San Diego	92106	09/02/2020	<i>HRA no longer required⁶²</i>
APCD2020 -HRA- 0018	2016	Sycamore Energy LLC	8514 Mast Blvd. Santee	92071	09/02/2020	01/28/2021
APCD2020 -HRA- 0019	2017	Vulcan Materials Western Division Calmat	10051 Black Mountain Rd. San Diego	92126	09/02/2020	03/01/2021
APCD2020 -HRA- 0020	2017	SD Co of Pub Wks San Marcos Landfill	1595 San Elijo Rd. San Marcos	92078	09/02/2020	02/26/2021
APCD2020 -HRA- 0022	2017	Hanson Aggregates	9229 Harris Plant Rd. San Diego	92145	09/02/2020	Pending ⁶³
APCD2020 -HRA- 0023	2017	USN Amphibious Base Coronado	Silver Strand Blvd. Coronado	92155	09/02/2020	<i>HRA no longer required⁶¹</i>

⁵⁹ Year the emissions occurred

⁶⁰ Date the District requested a Health Risk Assessment from the facility. Per the California Health and Safety Code, facilities have up to 180 days to submit a Health Risk Assessment to the District

⁶¹ Date the Health Risk Assessment was submitted

⁶² A Health Risk Assessment is no longer required based on revised and more representative emission calculations and/or receptor distances

⁶³ A Notice of Violation was issued for not submitting a Health Risk Assessment within 180 days

APCD Record	Emission Inventory Year⁵⁹	DBA	Address	ZIP CODE	Facility Notification⁶⁰	HRA Received⁶¹
APCD2020 -HRA- 0024	2017	Otay Landfill Inc	1700 Maxwell Rd. Chula Vista	91911	09/02/2020	04/12/2021 ⁶⁴
APCD2020 -HRA- 0025	2016	City of San Diego Public Utilities Department	4949 Eastgate Mall San Diego	92121	09/02/2020	03/01/2021
APCD2020 -HRA- 0026	2017	USMC Base Marine Group Ops	Camp Pendleton	92055	09/18/2020	<i>HRA no longer required⁶⁴</i>
APCD2020 -HRA- 0027	2017	USN Hospital 2 PWC	Navy Hospital San Diego	92134	09/18/2020	<i>HRA no longer required⁶⁴</i>
APCD2020 -HRA- 0028	2017	USN NAV STA	32 nd St. & Harbor Dr. San Diego	92136	09/18/2020	<i>HRA no longer required⁶⁵</i>
APCD2020 -HRA- 0029	2015	Agri Service, Inc.	3210 Oceanside Blvd. Oceanside	92056	09/18/2020	03/05/2021 ⁶⁶
APCD2020 -HRA- 0030	2016	Scripps Memorial Hospital	9888 Genesee Ave. San Diego	92037	09/18/2020	<i>HRA no longer required⁶⁴</i>
APCD2020 -HRA- 0021	2017	City of San Diego/Environmental Svc Dept/Miramar Landfill	5180 Convoy St. San Diego	92111	09/30/2020	03/29/2021
APCD2020 -HRA- 0032	2017	Commander Navy Region SW	Naval Air Station North Island Coronado	92155	09/30/2020	<i>HRA no longer required⁶⁴</i>
APCD2020 -HRA- 0033	2015	Salk Institute	10010 Torrey Pines Rd. La Jolla	92037	09/30/2020	Pending ⁶⁷

⁶⁴ A Notice of Violation was issued for not submitting a Health Risk Assessment within 180 days

⁶⁵ A Health Risk Assessment is no longer required based on revised and more representative emission calculations and/or receptor distances

⁶⁶ Facility provided receptor distances with the Health Risk Assessment submittal. Based on the distances provided the District determines a Health Risk Assessments was not required

⁶⁷ A Notice of Violation was issued for not submitting a Health Risk Assessment within 180 days

APCD Record	Emission Inventory Year⁵⁹	DBA	Address	ZIP CODE	Facility Notification⁶⁰	HRA Received⁶¹
APCD2020 -HRA- 0034	2017	USMC MCAS Miramar	USMC Miramar San Diego	92145	09/30/2020	<i>HRA no longer required⁶⁹</i>
APCD2020 -HRA- 0035	2016	USN Weapons Station	Naval Weapons STA Bldg #366 Fallbrook	92028	09/30/2020	<i>HRA no longer required⁶⁹</i>
APCD2020 -HRA- 0036	2016	Driscoll Custom Boats	2500 Shelter Island Dr San Diego	92106	09/30/2020	<i>HRA no longer required⁶⁹</i>
APCD2020 -HRA- 0037	2015	SDG&E Palomar Energy Center	2300 Harveson Place Escondido	92029	09/30/2020	<i>HRA no longer required⁶⁹</i>
APCD2020 -HRA- 0038	2017	Sycamore Landfill Inc	8514 Mast Blvd. Santee	92071	09/30/2020	03/29/2021
APCD2020 -HRA- 0039	2016	Chromalloy, San Diego	7007 Consolidated Wy San Dieg	92121	10/15/2020	04/09/2021
APCD2020 -HRA- 0040	2015	Escondido Plating Inc	860 Metcalf St. Escondido	92025	10/15/2020	Pending ⁶⁸
APCD2020 -HRA- 0041	2015	R W Little Co	3923 Pacific Hwy. San Diego	92110	10/15/2020	Pending ⁶⁹
APCD2020 -HRA- 0042	2017	Pacific Bell	7337 Trade St. San Diego	92121	10/15/2020	04/13/2021
APCD2020 -HRA- 0043	2017	Sempra Energy	10975 Technology Pl. San Diego	92127	10/15/2020	03/05/2021
APCD2020 -HRA- 0044	2015	Shelter Island Boatyard	2330 Shelter Island Dr. #1 San Diego	92106	10/15/2020	<i>HRA no longer required⁷⁰</i>
APCD2020 -HRA- 0045	2015	Pacific Ship Repair & Fabrication Inc	1625 Rigel St. San Diego	92113	10/15/2020	04/13/2021

⁶⁸ A Notice of Violation was issued for not submitting a Health Risk Assessment within 180 days

⁶⁹ A Notice of Violation was issued for not submitting a Health Risk Assessment within 180 days

⁷⁰ A Health Risk Assessment is no longer required based on revised and more representative emission calculations and/or receptor distances

APCD Record	Emission Inventory Year⁵⁹	DBA	Address	ZIP CODE	Facility Notification⁶⁰	HRA Received⁶¹
APCD2020 -HRA- 0046	2016	Sharp Coronado Hospital & Healthcare Center	250 Prospect Pl. Coronado	92118	10/15/2020	<i>HRA no longer required⁷⁰</i>
APCD2020 -HRA- 0047	2016	Qualcomm Inc	10190 McKellar Ct. San Diego	92121	10/15/2020	<i>HRA no longer required⁷⁰</i>
APCD2020 -HRA- 0048	2016	US General Services Administration	405 Tecate Rd. Tecate	91980	10/15/2020	<i>HRA no longer required⁷⁰</i>
APCD2020 -HRA- 0049	2015	California Commercial Asphalt Enterprises LLC	12451 Vigilante Rd. Lakeside	92040	10/15/2020	04/13/2021
APCD2020 -HRA- 0052	2015	Cypress View Crematory	3953 Imperial Ave. San Dieg	92113	10/20/2020	04/19/2021
APCD2020 -HRA- 0053	2015	Eternal Hills Cemetery Association	1999 El Camino Real Oceanside	92054	10/20/2020	<i>HRA no longer required⁷⁰</i>
APCD2020 -HRA- 0054	2015	Greenwood Memorial Park	4300 Imperial Ave. San Diego	92113	10/20/2020	<i>HRA no longer required⁷⁰</i>
APCD2020 -HRA- 0055	2016	AAA Sorrento Valley Pet Cemetery	10801 Sorrento Valley Rd. San Diego	92121	10/20/2020	<i>HRA no longer required⁷⁰</i>
APCD2020 -HRA- 0056	2017	Encina Wastewater Authority	6200 Avenida Encinas Carlsbad	92011	10/20/2020	04/14/2021
APCD2020 -HRA- 0057	2015	Escondido Energy Center LLC	1968 Don Lee Place Escondido	92029	10/20/2020	03/16/2021
APCD2020 -HRA- 0058	2015	CalPeak Power Enterprise LLC	201 Enterprise St. Escondido	92029	10/20/2020	<i>HRA no longer required⁷¹</i>

⁷¹ A Health Risk Assessment is no longer required based on revised and more representative emission calculations and/or receptor distances

APCD Record	Emission Inventory Year⁵⁹	DBA	Address	ZIP CODE	Facility Notification⁶⁰	HRA Received⁶¹
APCD2020 -HRA- 0059	2015	Goal Line LP	555 North Tulip St. Escondido	92025	10/20/2020	<i>HRA no longer required⁷²</i>
APCD2020 -HRA- 0061	2016	Cremation Services Inc	2570 Fortune Wy Vista	92081	10/20/2020	Pending ⁷³
APCD2020 -HRA- 0062	2015	Resideo Technologies Inc	2055 Dublin Dr. San Diego	92154	10/20/2020	03/19/2021
APCD2020 -HRA- 0063	2015	Friends Forever Inc	120 N Pacific St. #C-4 San Marcos	92069	10/20/2020	<i>HRA no longer required⁷¹</i>
APCD2020 -HRA- 0064	2016	Palomar Medical Center West	2195 Citracado Pkwy Escondido	92029	10/20/2020	04/19/2021
APCD2020 -HRA- 0004	2017	BAE Systems SDSR	2205 E Belt St. San Diego	92113	10/23/2020	06/12/2019 ⁷⁴
APCD2020 -HRA- 0050	2017	General Dynamics NASSCO	2798 East Harbor Dr. San Diego	92113	10/23/2020	N/A ⁷⁵
APCD2020 -HRA- 0051	2017	Canyon Rock	7500 Mission Gorge Rd. San Diego	92120	10/23/2020	N/A ⁷³
APCD2020 -HRA- 0069	2017	Robertson's Ready Mix	2094 Willow Glen Dr. El Cajon	92019	11/16/2020	04/12/2021

⁷² A Health Risk Assessment is no longer required based on revised and more representative emission calculations and/or receptor distances

⁷³ A Notice of Violation was issued for not submitting a Health Risk Assessment within 180 days

⁷⁴ BAE submitted a Health Risk Assessment prior to when the District requested it

⁷⁵ A Health Risk Assessment approved by the District will be used and adjusted as appropriate

APPENDIX A-3 – Compliance Actions

APCD Notice of Violation Number	Facility Name	Location	Notice of Violation Issued Date	Notice of Violation Description	Compliance Verified?⁷⁶	Notice of Violation Status⁷⁷	Violation Settlement Amount⁷⁸
APCD2020-NOV-000526	Windy Cove Inc	National City 91950	8/24/2020	Failing to Submit Emission Data	Yes	Closed	\$500
APCD2020-NOV-000528	Pavement Recycling Systems	Portable Equipment	8/24/2020	Failing to Submit Emission Data	Yes	Open	Pending
APCD2020-NOV-000530	Harvest Meat Co Inc	National City 91950	8/25/2020	Failing to Submit Emission Data	Yes	Closed	\$500
APCD2020-NOV-000531	Cabrillo Enterprises Inc	San Diego 92110	8/25/2020	Failing to Submit Emission Data	Yes	Closed	N/A ⁷⁹
APCD2020-NOV-000532	The Mahogany Shop	San Diego 92116	8/25/2020	Failing to Submit Emission Data	Yes	Closed	\$500
APCD2020-NOV-000535	Restaurant Depot	San Diego 92113	8/26/2020	Failing to Submit Emission Data	Yes	Closed	\$250
APCD2020-NOV-000536	Pacific Yacht Refitters	San Diego 92113	8/26/2020	Failing to Submit Emission Data	Yes	Closed	\$500
APCD2020-NOV-000537	Mar Con Products	San Marcos 92078	8/26/2020	Failing to Submit Emission Data	Yes	Closed	\$750
APCD2020-NOV-000539	Bimbo Bakeries USA	Escondido 92029	8/26/2020	Failing to Submit Emission Data	Yes	Closed	N/A ⁸⁰

⁷⁶ This column indicates if the District has verified that the violation has been addressed

⁷⁷ This column lists the status of the Notice of Violation indicates if the District has settled the violation or if the violation is still open

⁷⁸ This column the penalty amount collected. The violations under “pending” indicates the violations have not been settled. The violations under “N/A” indicates the District did not collect any monetary penalties

⁷⁹ The District was unable to verify that the facility received the data request from the District

⁸⁰ The District was unable to verify that the facility received the data request from the District

APCD Notice of Violation Number	Facility Name	Location	Notice of Violation Issued Date	Notice of Violation Description	Compliance Verified? ⁷⁶	Notice of Violation Status ⁷⁷	Violation Settlement Amount ⁷⁸
APCD2020-NOV-000541	Park Terrace East Village Owners Association	San Diego 92101	8/26/2020	Failing to Submit Emission Data	Yes	Open	Pending
APCD2020-NOV-000542	SD Regional Building Authority	San Diego 92101	8/26/2020	Failing to Submit Emission Data	Yes	Closed	\$500
APCD2020-NOV-000543	ConMex	Spring Valley 91977	8/26/2020	Failing to Submit Emission Data	Yes	Closed	\$1,000
APCD2020-NOV-000544	Escondido Sand & Gravel	Oceanside 92056	8/26/2020	Failing to Submit Emission Data	Yes	Closed	\$750
APCD2020-NOV-000547	The Bumper Guy Inc	San Diego 92113	8/27/2020	Failing to Submit Emission Data	Yes	Closed	N/A – Facility shut down due to COVID-19
APCD2020-NOV-000559	San Diego Collision Specialist	San Diego 92113	8/28/2020	Failing to Submit Emission Data	Yes	Closed	\$500
APCD2020-NOV-000560	SC Commerical LLC	Escondido 92025	8/28/2020	Failing to Submit Emission Data	Yes	Open	Pending
APCD2020-NOV-000561	New Leaf Biofuel LLC	San Diego 92113	8/28/2020	Failing to Submit Emission Data	Yes	Closed	\$500
APCD2020-NOV-000585	Bahne & Co	Encinitas 92024	9/3/2020	Failing to Submit Emission Data	Yes	Closed	\$500
APCD2020-NOV-000591	Koehler Kraft Co Inc	San Diego 92106	9/8/2020	Failing to Submit Emission Data	Yes	Closed	\$500
APCD2020-NOV-000617	Robertson's	San Diego 92154	9/16/2020	Failing to Submit Emission Data	Yes	Closed	N/A ⁸¹

⁸¹ Facility identified an error in the report which resulted in missing the deadline for the emission data submittal. Facility submitted the data a day after the deadline.

APCD Notice of Violation Number	Facility Name	Location	Notice of Violation Issued Date	Notice of Violation Description	Compliance Verified?⁷⁶	Notice of Violation Status⁷⁷	Violation Settlement Amount⁷⁸
APCD2020-NOV-000846	Sycamore Landfill Inc	Santee 92071	12/15/2020	Failing to submit a public notification plan within 45 days	Yes	Open	Pending
APCD2021-NOV-000002	California Commercial Asphalt Enterprises LLC	Lakeside 92040	1/4/2021	Failing to Submit Emission Data	Yes	Open	Pending
APCD2021-NOV-000003	Bahne & Co	Encinitas 92024	1/4/2021	Failing to Submit Emission Data	Yes	Closed	\$500
APCD2021-NOV-000004	RMP Metal Finishing	San Marcos 92078	1/4/2021	Failing to Submit Emission Data	Yes	Closed	\$500
APCD2021-NOV-000050	California Commercial Asphalt Enterprises LLC	Lakeside 92040	1/22/2021	Failing to Submit Emission Data	Yes	Open	Pending
APCD2021-NOV-000083	RMP Metal Finishing	San Marcos 92078	2/1/2021	Failing to Submit Emission Data	Yes	Closed	\$500
APCD2021-NOV-000156	RMP Metal Finishing	San Marcos 92078	2/25/2021	Failing to Submit Emission Data	Yes	Closed	\$500
APCD2021-NOV-000166	Otay Landfill	Chula Vista 91911	3/2/2021	Failing to submit a Health Risk Assessment to the District within 180 days	Yes	Open	Pending
APCD2021-NOV-000191	Hanson Aggregates Pacific Southwest Inc	San Diego 92145	3/10/2021	Failing to submit a Health Risk Assessment to the District within 180 days	No	Open	Pending

APCD Notice of Violation Number	Facility Name	Location	Notice of Violation Issued Date	Notice of Violation Description	Compliance Verified?⁷⁶	Notice of Violation Status⁷⁷	Violation Settlement Amount⁷⁸
APCD2021-NOV-000247	Salk Institute for Biological Studies	La Jolla 92037	4/1/2021	Failing to submit a Health Risk Assessment to the District within 180 days	Yes	Open	Pending
APCD2021-NOV-000274	Escondido Plating Inc	Escondido 92025	4/20/2021	Failing to submit a Health Risk Assessment to the District within 180 days	No – Signage & voicemail demonstrate the facility is permanently closed	Open	Pending
APCD2021-NOV-000290	Cabrillo Enterprises Inc	San Diego 92110	4/23/2021	Failing to submit a Health Risk Assessment to the District within 180 days	No	Open	Pending
APCD2021-NOV-000307	Cremation Services Inc	Vista 92081	5/3/2021	Failing to submit a Health Risk Assessment to the District within 180 days	No	Open	Pending

APPENDIX B-1 – Estimated Toxic Air Contaminant Emissions & Prioritization Scores – Larger Stationary Sources

Inventory Year	Facility Name	APCD Record No.	City	Zip	Total Toxics [Pounds per Year]	Prioritization Scores		
						Cancer Score	Chronic Score	Acute Score
2015	Agri Service Inc	APCD1995-SITE-09150	Oceanside	92056	1411.27	52.11	0.24	0.60
2015	Aldila Golf Company	APCD2007-SITE-06277	Poway	92064	512.47	0.45	1.54	10.97
2015	All Masonry & Landscape Supply	APCD2014-SITE-01639	Vista	92083	49.39	0.28	0.33	0.14
2015	Associated Ready Mixed Concrete Inc	APCD2001-SITE-04330	San Diego	92154	276.48	6.74	1.72	1.59
2015	ATK Space Systems	APCD1986-SITE-06883	San Diego	92127	191.76	3.52	0.73	28.35
2015	B&D Ready Mix	APCD2013-SITE-01492	Chula Vista	91911	0.00	0.00	0.00	0.00
2015	Bahne & Co	APCD1976-SITE-01420	Encinitas	92024	1181.35	4.24	0.04	0.77
2015	Beckman Coulter Inc	APCD1991-SITE-08221	Carlsbad	92010	4933.58	0.12	2.14	4.39
2015	Blackhawk Helicopters Inc	APCD1994-SITE-09040	El Cajon	92020	186.96	49.97	0.01	0.93
2015	CA Commercial Asphalt Enterprises	APCD1983-SITE-03351	San Diego	92121	8961.08	318.36	33.58	293.58
2015	CA Commercial Asphalt Enterprises	APCD1989-SITE-07505	San Diego	92154	2957.79	100.97	11.57	234.45
2015	Cabrillo Power II LLC-Kearny 2	APCD1976-SITE-00293	San Diego	92123	190.23	38.93	0.35	64.41

Inventory Year	Facility Name	APCD Record No.	City	Zip	Total Toxics [Pounds per Year]	Prioritization Scores		
						Cancer Score	Chronic Score	Acute Score
2015	CalPeak Power Border LLC	APCD2001-SITE-04211	San Diego	92154	94.53	0.04	0.00	0.23
2015	CalPeak Power Enterprise LLC	APCD2001-SITE-04089	Escondido	92029	114.74	1.31	0.12	4.75
2015	Carlson & Beauloye Machine Shop Inc	APCD1992-SITE-08591	San Diego	92113	0.00	2.37	0.00	0.00
2015	Carvin Corp	APCD1995-SITE-09213	San Diego	92128	3415.45	0.00	471.96	12.01
2015	CEMEX Construction Materials Pacific LLC	APCD1976-SITE-07642	San Diego	92108	952.92	20.55	5.88	1.72
2015	CEMEX Construction Materials Pacific LLC	APCD2015-SITE-01916	San Diego	92126	190.80	2.29	1.28	0.68
2015	Chula Vista Energy Center LLC	APCD2000-SITE-03752	Chula Vista	91911	26.22	0.24	0.03	8.06
2015	City of SD Dept of Metro WW South Bay	APCD1996-SITE-09652	San Diego	92154	513.24	16.54	3.62	5.56
2015	Coast Aggregates	APCD2007-SITE-06247	San Diego	92154	214.04	1.24	1.46	0.17
2015	Cobham Advanced Electronic Solutions Inc	APCD1995-SITE-09252	San Diego	92123	317.98	22.42	0.03	0.81
2015	Compucraft Ind Inc	APCD2000-SITE-03995	Santee	92071	71.30	0.31	0.16	940.87
2015	ConMex	APCD2012-SITE-01062	Spring Valley	91977	132.23	1.95	0.82	0.39
2015	Cubic Corp	APCD1976-SITE-00044	San Diego	92123	134.04	6.23	0.00	5.86

Inventory Year	Facility Name	APCD Record No.	City	Zip	Total Toxics [Pounds per Year]	Prioritization Scores		
						Cancer Score	Chronic Score	Acute Score
2015	Cypress View Crematory	APCD1976-SITE-00045	San Diego	92113	306.04	77.95	12.27	40.81
2015	De Anza Ready Mix	APCD1980-SITE-02431	Borrego Springs	92004	48.85	0.35	0.30	6.69
2015	Diamond Concrete Supply	APCD2010-SITE-00503	Lakeside	92040	355.26	9.64	2.25	0.96
2015	Edwards Ornamental Iron Inc	APCD2008-SITE-06514	Escondido	92029	0.00	0.00	0.00	0.00
2015	Escondido Energy Center LLC	APCD2000-SITE-03769	Escondido	92029	479.77	26.93	0.84	14.68
2015	Escondido Plating Inc	APCD1976-SITE-00363	Escondido	92025	7.11	48.11	7.51	26.96
2015	Escondido Sand & Gravel	APCD2010-SITE-00555	Escondido	92027	907.87	5.21	6.03	2.91
2015	Escondido Sand & Gravel	APCD2013-SITE-01427	Oceanside	92056	2913.70	300.92	18.37	13.94
2015	Eternal Hills Cemetery Association	APCD1976-SITE-00071	Oceanside	92054	46.14	2.80	.049	3.66
2015	Fallbrook Public Utility Dist	APCD1992-SITE-08324	Fallbrook	92028	170.44	71.40	0.69	4.91
2015	Flame Spray Inc	APCD1976-SITE-00274	San Diego	92120	1943.55	7.39	0.09	6.40
2015	Flatline Ready Mix Corp	APCD2012-SITE-01150	El Cajon	92021	133.26	37.80	0.85	0.53
2015	Friends Forever Inc	APCD2006-SITE-05861	San Marcos	92069	11.09	3.02	0.04	1.17

Inventory Year	Facility Name	APCD Record No.	City	Zip	Total Toxics [Pounds per Year]	Prioritization Scores		
						Cancer Score	Chronic Score	Acute Score
2015	Fryer Knowles Inc	APCD1982-SITE-03173	San Diego	92113	0.00	0.00	0.00	0.00
2015	General Atomics Aeronautical Sys Inc	APCD2003-SITE-04923	Poway	92064	1666.35	9.88	0.29	64.26
2015	Goal Line LP	APCD1992-SITE-08447	Escondido	92025	402.56	4.58	0.14	4.08
2015	Granite Construction Co	APCD1993-SITE-08859	Fallbrook	92028	440.51	2.50	2.90	4.65
2015	Greenwood Memorial Park	APCD1976-SITE-00096	San Diego	92102	58.38	0.28	0.09	1.13
2015	Hammerhead Aviation LLC	APCD1976-SITE-01539	El Cajon	92020	10451.54	0.00	0.21	0.78
2015	Hanson Aggregates Pacific SW	APCD2003-SITE-04824	Santee	92071	14254.01	77.66	88.74	25.39
2015	Hanson Aggregates Pacific SW	APCD2004-SITE-05123	Oceanside	92058	230.19	5.75	1.43	0.86
2015	Hanson Aggregates Pacific SW	APCD2004-SITE-05377	National City	91950	329.12	17.97	2.05	0.77
2015	Honeywell Inc	APCD1991-SITE-08134	San Diego	92154	69.79	1.30	3.00	17.65
2015	HP Gunitite LP	APCD2004-SITE-05294	San Diego	92145	12.95	0.07	0.08	0.02
2015	Hyspan Precision Products Inc	APCD1983-SITE-03339	Chula Vista	91911	24.46	96.53	3.93	9.75
2015	Illumina	APCD2011-SITE-00700	San Diego	92122	1418.43	4.59	0.07	2.67

Inventory Year	Facility Name	APCD Record No.	City	Zip	Total Toxics [Pounds per Year]	Prioritization Scores		
						Cancer Score	Chronic Score	Acute Score
2015	Integrated Energy Technologies Inc	APCD1991-SITE-08021	Chula Vista	91911	0.03	0.00	0.00	0.01
2015	International Boundary & Water Commission	APCD1994-SITE-08957	San Diego	92154	6172.40	54.33	8.86	1.86
2015	Julian Industrial Services Inc	APCD2000-SITE-03788	Julian	92036	0.00	0.00	0.00	0.00
2015	King Concrete	APCD2012-SITE-01151	El Cajon	92021	83.72	2.89	0.53	0.41
2015	Koehler Kraft Co Inc	APCD1992-SITE-08501	San Diego	92106	477.24	2.10	0.01	1.98
2015	Kyocera America Inc	APCD1976-SITE-01543	San Diego	92123	5105.45	58.17	1.72	5.28
2015	LDTCM LLC	APCD2012-SITE-01212	Lakeside	92040	1522.63	54.57	5.66	167.19
2015	Longs Welding & Ironworks Inc	APCD1992-SITE-08565	San Diego	92105	15.87	0.00	0.01	0.27
2015	Mar Con Products	APCD1982-SITE-02077	San Marcos	92078	34.89	2.22	0.24	0.69
2015	National Blending Company LLC	APCD2015-SITE-01863	Lakeside	92040	0.24	0.00	0.00	0.01
2015	Orange Grove Energy LP	APCD2007-SITE-06289	Pala	92059	394.52	0.51	0.04	1.03
2015	Orco Block Co	APCD1985-SITE-03667	Oceanside	92056	474.28	8.42	2.93	0.98
2015	Pacific Ship Repair & Fabrication Inc	APCD1988-SITE-07300	San Diego	92113	569.88	7.90	2.72	38.37

Inventory Year	Facility Name	APCD Record No.	City	Zip	Total Toxics [Pounds per Year]	Prioritization Scores		
						Cancer Score	Chronic Score	Acute Score
2015	Pacira Pharmaceuticals Inc	APCD1995-SITE-09217	San Diego	92037	605.68	0.07	0.00	2.04
2015	Pacira Pharmaceuticals Inc	APCD1995-SITE-09218	San Diego	92121	7603.66	4.06	0.03	130.11
2015	Palomar Health Downtown Campus	APCD1976-SITE-00257	Escondido	92025	108.35	80.86	0.13	7.67
2015	Pavement Recycling Systems Inc	APCD1990-SITE-07972	Chula Vista	91911	152.62	3.18	0.98	0.45
2015	R W Little Co	APCD1982-SITE-03158	San Diego	92110	3737.32	7.55	0.67	85.29
2015	R&F Products	APCD1999-SITE-10910	San Marcos	92078	12970.49	3785.63	24.93	31.34
2015	RAMCO	APCD2014-SITE-01673	Escondido	92026	320.68	53.16	1.36	1.20
2015	Richard J Donovan Correctional Facility	APCD1986-SITE-06928	San Diego	92179	4972.28	26.44	0.10	7.78
2015	Robertson's Ready Mix	APCD2009-SITE-00244	Escondido	92025	232.95	4.97	1.43	0.41
2015	Robertson's Ready Mix	APCD2004-SITE-05301	San Diego	92121	567.43	16.91	3.53	0.88
2015	Robertson's Ready Mix	APCD2003-SITE-04959	El Cajon	92020	266.46	9.31	1.66	0.68
2015	Robertson's Ready Mix	APCD2003-SITE-04980	San Diego	92154	531.78	11.81	3.30	0.85
2015	Salk Institute	APCD1976-SITE-00177	La Jolla	92037	125.96	175.69	0.26	7.74

Inventory Year	Facility Name	APCD Record No.	City	Zip	Total Toxics [Pounds per Year]	Prioritization Scores		
						Cancer Score	Chronic Score	Acute Score
2015	SDG&E Cuyamaca Peak Energy Plant	APCD2001-SITE-04087	El Cajon	92020	90.88	1.09	0.17	9.08
2015	SDG&E Palomar Energy Center	APCD2001-SITE-04276	Escondido	92029	13717.84	11.91	1.14	3.54
2015	Shelter Island Boatyard	APCD1985-SITE-06634	San Diego	92106	11373.40	13.35	0.24	6.29
2015	Superior Ready Mix Concrete LP	APCD1976-SITE-00164	Ramona	92065	533.05	3.98	3.37	3.65
2015	Superior Ready Mix Concrete LP	APCD2002-SITE-04527	San Marcos	92029	0.00	0.00	0.00	0.00
2015	Superior Ready Mix Concrete LP	APCD1981-SITE-02811	Lakeside	92040	180.31	8.22	1.12	4.09
2015	Superior Ready Mix Concrete LP	APCD1976-SITE-01833	Fallbrook	92028	0.00	0.00	0.00	0.00
2015	Superior Ready Mix Concrete LP	APCD1978-SITE-00455	Lakeside	92040	0.00	0.00	0.00	5.60
2015	Sycamore Energy LLC	APCD1984-SITE-03594	Santee	92071	13677.60	770.67	49.48	55.94
2015	The Mahogany Shop	APCD1989-SITE-07661	San Diego	92116	1216.83	6.50	0.05	2.32
2015	The Quikrete of Southern California	APCD1987-SITE-07028	San Diego	92121	780.48	28.33	4.96	0.96
2015	The SoCo Group Inc	APCD1978-SITE-00419	Escondido	92025	0.62	0.01	0.00	0.00
2015	Triumph Fabrications	APCD1976-SITE-00251	El Cajon	92020	1.20	5.06	0.20	1.16

Inventory Year	Facility Name	APCD Record No.	City	Zip	Total Toxics [Pounds per Year]	Prioritization Scores		
						Cancer Score	Chronic Score	Acute Score
2015	Unicel Corp	APCD1998-SITE-10509	Escondido	92029	2366.31	12.04	0.03	0.39
2015	US Coast Guard Air Station	APCD1980-SITE-02301	San Diego	92101	14.67	3.79	0.01	1.87
2015	Veterans Administration Hospital	APCD1978-SITE-01521	San Diego	92161	197.45	15.37	0.02	9.99
2015	Vista Industrial Products Inc	APCD2000-SITE-03906	Vista	92081	531.92	6.57	0.07	8.86
2015	Vulcan Materials	APCD2007-SITE-06271	San Diego	92154	7911.12	4.77	5.04	5.09
2015	Vulcan Materials	APCD2008-SITE-06448	Chula Vista	91911	2241.76	13.10	15.33	19.61
2015	Weldrite Manufacturing	APCD2009-SITE-00307	Escondido	92029	455.28	31.75	0.49	5.47
2015	West Coast Plating	APCD1990-SITE-07825	Oceanside	92056	25.40	53.11	31.07	120.89
2015	Zoological Society of San Diego	APCD1996-SITE-09345	San Diego	92101	6.72	0.28	0.01	1.48
2016	AAA Sorrento Valley Pet Cemetery	APCD1980-SITE-01331	San Diego	92121	59.03	3.91	1.65	0.66
2016	Advanced Honeycomb Technologies Corp Inc	APCD2006-SITE-06084	San Marcos	92078	557.80	0.00	0.05	0.11
2016	Advanced Web Offset Inc	APCD1997-SITE-10193	Vista	92081	533.47	0.00	0.00	0.00
2016	Alere San Diego Inc	APCD2005-SITE-05617	San Diego	92121	128.85	0.92	0.01	6.22

Inventory Year	Facility Name	APCD Record No.	City	Zip	Total Toxics [Pounds per Year]	Prioritization Scores		
						Cancer Score	Chronic Score	Acute Score
2016	BAE Systems Land & Armaments LP	APCD1993-SITE-08743	National City	91950	123.12	0.13	0.04	8.10
2016	CEMEX Construction Materials Pacific LLC	APCD1976-SITE-01876	Oceanside	92054	77.35	3.90	0.52	0.75
2016	CEMEX Construction Materials Pacific LLC	APCD1976-SITE-00186	Escondido	92025	95.92	3.86	0.64	0.51
2016	Children's Hospital & Health Center	APCD1985-SITE-06692	San Diego	92123	476.21	14.71	0.33	9.71
2016	Chromalloy San Diego	APCD1976-SITE-00596	San Diego	92121	333.15	155.00	2.37	2424.63
2016	City of Escondido - City Hall	APCD1993-SITE-08671	Escondido	92025	78.79	64.85	0.19	6.84
2016	City of Oceanside La Salina WWTP	APCD1992-SITE-08389	Oceanside	92054	343.40	21.24	0.80	4.85
2016	Costco Gasoline #462	APCD1997-SITE-10050	Carlsbad	92011	740.30	21.39	0.34	0.63
2016	Costco Gasoline #781	APCD1999-SITE-10756	Chula Vista	91911	650.34	11.66	0.29	1.00
2016	Costco Gasoline Facility #403	APCD1999-SITE-10600	Santee	92071	736.44	15.98	0.33	1.23
2016	Costco Gasoline Facility #483	APCD1999-SITE-10828	San Diego	92102	703.91	12.62	0.32	1.00
2016	Costco Wholesale	APCD1997-SITE-09940	Chula Vista	91910	1013.97	19.46	0.46	1.99
2016	Costco Wholesale	APCD1998-SITE-10352	Vista	92083	665.02	11.92	0.30	1.00

Inventory Year	Facility Name	APCD Record No.	City	Zip	Total Toxics [Pounds per Year]	Prioritization Scores		
						Cancer Score	Chronic Score	Acute Score
2016	Costco Wholesale	APCD2009-SITE-06565	San Diego	92128	803.16	27.28	0.38	2.64
2016	Costco Wholesale #401	APCD1997-SITE-10255	San Diego	92117	671.89	17.63	0.31	4.12
2016	Costco Wholesale Inc #488	APCD1999-SITE-10927	San Diego	92108	874.21	15.67	0.39	1.00
2016	CPS Printing	APCD2009-SITE-06532	Carlsbad	92008	0.00	0.00	0.00	0.00
2016	CPS Printing	APCD1996-SITE-09483	Carlsbad	92008	2711.67	2.53	0.01	0.68
2016	Cremation Services Inc	APCD1995-SITE-09208	Vista	92081	183.68	46.79	7.35	28.57
2016	Dave's Custom Boats LLC	APCD1999-SITE-10596	El Cajon	92020	621.74	0.00	0.01	0.13
2016	Denso Wireless Systems America Inc	APCD1997-SITE-10192	Vista	92081	4955.99	0.72	0.01	1.67
2016	Driscoll Custom Boats	APCD1982-SITE-03050	San Diego	92106	2132.23	50.52	0.25	2.35
2016	Encina Wastewater Authority Buena Vista Pump Sta.	APCD1994-SITE-09063	Carlsbad	92008	1554.99	22.88	0.42	1.97
2016	G&M OIL CO INC	APCD1982-SITE-00645	San Diego	92111	184.94	3.31	0.08	0.40
2016	Genentech	APCD2003-SITE-04838	Oceanside	92056	308.95	5.33	0.03	5.45

Inventory Year	Facility Name	APCD Record No.	City	Zip	Total Toxics [Pounds per Year]	Prioritization Scores		
						Cancer Score	Chronic Score	Acute Score
2016	GKN Aerospace Chemtronics Inc	APCD1978-SITE-00031	El Cajon	92020	17334.90	2.13	25.94	18.85
2016	Glanz Signing & Graphics Inc	APCD1993-SITE-08829	San Diego	92121	111.90	0.07	0.00	0.01
2016	Golden State Graphics	APCD1991-SITE-08229	San Marcos	92069	4.13	0.00	0.00	0.00
2016	Harbor Pest Control	APCD1999-SITE-10776	San Diego	92120	377.28	0.00	1.29	2.94
2016	Hernandez Miguel Yacht Refinishing	APCD1986-SITE-06881	San Diego	92106	539.11	0.00	0.02	9.25
2016	HI Z Technology Inc	APCD1997-SITE-10140	San Diego	92126	12.69	0.00	0.00	0.00
2016	Honeywell Safety Products (CA31)	APCD1995-SITE-09272	San Diego	92154	2641.14	75.35	5.62	7.45
2016	L3 Technologies, Inc.	APCD1994-SITE-09004	National City	91950	34.71	0.00	0.00	0.03
2016	Legoland California LLC	APCD1998-SITE-10355	Carlsbad	92008	19.11	44.15	0.07	4.29
2016	Marine & Restaurant Fabricators Inc	APCD1981-SITE-03097	San Diego	92113	0.17	0.00	0.00	0.01
2016	Minnesota Methane LLC North City Facility	APCD1996-SITE-09688	San Diego	92121	32675.99	1353.17	63.53	123.06
2016	Neyenesch Printers	APCD1976-SITE-00309	San Diego	92101	358.45	0.00	0.00	0.00
2016	Nielsen Beaumont Marine Inc	APCD1981-SITE-03056	San Diego	92106	665.90	2.48	0.01	0.39

Inventory Year	Facility Name	APCD Record No.	City	Zip	Total Toxics [Pounds per Year]	Prioritization Scores		
						Cancer Score	Chronic Score	Acute Score
2016	North City Water Reclamation Plant	APCD1992-SITE-08439	San Diego	92121	13281.28	4.03	0.85	1.10
2016	North Star Propellers Inc	APCD1987-SITE-07057	San Diego	92113	0.00	0.00	0.00	0.00
2016	City of Oceanside Water Utilities Dep	APCD1985-SITE-06642	Oceanside	92058	6608.40	10.73	0.18	2.77
2016	Olivenhain Municipal Water District	APCD1995-SITE-09171	San Diego	92127	490.48	9.68	0.44	8.62
2016	Otay Water District	APCD1995-SITE-09276	Spring Valley	91978	6.89	8.01	0.02	3.85
2016	Otay Water District Buena Vista Pump	APCD1998-SITE-10565	Spring Valley	91977	4.88	11.26	0.02	0.73
2016	Padre Dam Municipal Water District	APCD1994-SITE-08930	Santee	92071	2.17	5.00	0.01	2.29
2016	Pall Filtration & Separations Group Inc	APCD1984-SITE-03513	San Diego	92121	99278.01	0.00	7.77	0.00
2016	Palomar Medical Center West	APCD2009-SITE-06604	Escondido	92029	564.09	8.65	0.12	12.85
2016	Penny Saver USA Printing LLC	APCD1992-SITE-08348	Vista	92081	0.00	0.00	0.00	0.00
2016	Presidio Components Inc	APCD1986-SITE-06954	San Diego	92121	1973.49	0.00	0.00	0.00
2016	Qualcomm Inc	APCD1995-SITE-09298	San Diego	92121	402.68	2.87	0.15	4.78
2016	RR Donnelley	APCD1990-SITE-07675	San Diego	92121	237.06	0.00	0.00	0.07

Inventory Year	Facility Name	APCD Record No.	City	Zip	Total Toxics [Pounds per Year]	Prioritization Scores		
						Cancer Score	Chronic Score	Acute Score
2016	San Dieguito Publishers	APCD1999-SITE-10593	San Marcos	92078	0.00	0.00	0.00	0.00
2016	San Elijo Water Reclamation Authority	APCD1989-SITE-07586	Cardiff	92007	2640.55	24.13	1.58	5.33
2016	Scripps Memorial Hospital La Jolla	APCD1976-SITE-00213	La Jolla	92037	385.39	11.88	0.02	5.47
2016	SD City Dept of Metro Wastewater Dept	APCD1998-SITE-10415	San Diego	92154	277.87	18.13	0.16	5.41
2016	SD City Metro Wastewater Dept	APCD1991-SITE-08104	Santee	92071	134.54	5.11	0.01	0.17
2016	SD City Metro Wastewater Dept	APCD1993-SITE-08801	San Diego	92121	926.66	37.00	0.11	9.44
2016	SD City Metropolitan Wastewater Dept	APCD1992-SITE-08505	San Diego	92121	1074.87	51.88	0.10	9.44
2016	SD City of Metro Wastewater Biosolids	APCD1994-SITE-07517	San Diego	92111	3054.01	12.21	0.35	5.02
2016	SD City Of Metro Wastewater Dept	APCD1995-SITE-09197	San Diego	92113	49.13	1.89	0.01	0.02
2016	SD City of Metro Wastewater Dept	APCD1994-SITE-09038	San Diego	92131	255.04	15.76	0.04	9.44
2016	SD CO OF E MESA DET FAC (PR0343)	APCD1990-SITE-07799	SAN DIEGO	92154	135.24	8.31	0.04	2.77
2016	SD County Svcs Div PR0350	APCD1976-SITE-00193	San Diego	92101	0.87	0.20	0.01	2.57
2016	SD Co Regional Airport Authority	APCD1998-SITE-10566	San Diego	92101	34.36	8.26	0.02	5.20

Inventory Year	Facility Name	APCD Record No.	City	Zip	Total Toxics [Pounds per Year]	Prioritization Scores		
						Cancer Score	Chronic Score	Acute Score
2016	SD PAPER BOX CO	APCD1976-SITE-01411	Spring Valley	91978	123.39	0.00	0.00	0.00
2016	SD Pet Memorial Park	APCD1976-SITE-00447	San Diego	92121	0.00	0.00	0.00	0.00
2016	SD Unified Port District Harbor Fumigation Inc	APCD1993-SITE-08633	San Diego	92101	0.00	0.00	0.00	0.00
2016	SDG&E	APCD2010-SITE-00472	Borrego Springs	92004	2.64	0.30	0.00	1.48
2016	Sepro Membranes Inc	APCD1999-SITE-10572	Oceanside	92056	34.74	0.00	0.01	0.01
2016	Sharp Coronado Hospital & Healthcare	APCD1976-SITE-00042	Coronado	92118	30.73	2.88	0.01	4.71
2016	Sherwin Williams	APCD1997-SITE-10001	San Diego	92120	2644.34	0.58	0.03	0.50
2016	Shuster Oil & Chemical Co	APCD1984-SITE-00143	Escondido	92025	1206.73	26.58	0.69	1.04
2016	Somacis Inc	APCD1997-SITE-10005	Poway	92064	568.84	4.68	0.01	0.32
2016	Space & Naval Warfare Systems Ctr	APCD1998-SITE-10320	San Diego	92110	214.91	24.57	0.07	1.62
2016	Superior Ready Mix	APCD1979-SITE-02477	El Cajon	92021	1127.34	8.28	7.26	2.71
2016	Superior Ready Mix Concrete LP	APCD1985-SITE-03640	San Diego	92121	185.78	7.99	1.21	1.08
2016	Superior Ready Mix Concrete LP	APCD1989-SITE-07444	Oceanside	92054	120.57	5.97	0.76	0.70

Inventory Year	Facility Name	APCD Record No.	City	Zip	Total Toxics [Pounds per Year]	Prioritization Scores		
						Cancer Score	Chronic Score	Acute Score
2016	Sycamore Energy LLC	APCD1984-SITE-03594	Santee	92071	27392.37	684.28	43.56	107.61
2016	The SoCo Group Inc	APCD1982-SITE-00303	El Cajon	92020	101.57	1.82	0.05	0.30
2016	TTM Printed Circuit Group Inc	APCD1993-SITE-08733	San Diego	92111	135.38	0.00	0.03	0.17
2016	US Circuit Inc	APCD2004-SITE-05319	Escondido	92029	504.35	1.14	0.00	0.96
2016	US General Services Administration	APCD2005-SITE-05636	Tecate	91980	31.56	11.24	0.06	6.39
2016	USMC Recruit Depot	APCD1979-SITE-02780	San Diego	92140	170.20	7.67	0.07	5.40
2016	USN Weapons Station	APCD1982-SITE-02794	Fallbrook	92028	6.84	36.45	0.03	8.07
2016	USS Midway Museum	APCD2012-SITE-01222	San Diego	92101	215.43	5.72	0.01	2.92
2016	Vallecitos Water District	APCD1992-SITE-08503	Carlsbad	92009	1872.61	90.34	1.42	7.63
2017	American Internet Services	APCD1986-SITE-08643	San Diego	92123	20.47	2.68	0.01	5.96
2017	Atlantic Power	APCD1976-SITE-00007	San Diego	92133	1931.80	127.85	3.35	9.50
2017	Atlantic Power	APCD1981-SITE-00250	San Diego	92136	3707.78	228.96	6.50	16.51

Inventory Year	Facility Name	APCD Record No.	City	Zip	Total Toxics [Pounds per Year]	Prioritization Scores		
						Cancer Score	Chronic Score	Acute Score
2017	BAE Systems SDSR	APCD1980-SITE-00204	San Diego	92113	10173.15	820.82	20.59	409.68
2017	Bell Jr. High School Landfill	APCD1989-SITE-07445	San Diego	92139	400.65	13.93	0.20	0.53
2017	Borrego Landfill Inc	APCD1989-SITE-07506	Borrego Springs	92004	355.74	11.49	0.52	0.35
2017	Cabrillo Power I LLC	APCD1982-SITE-00195	Carlsbad	92008	11469.00	64.77	1.11	31.70
2017	Canyon Rock	APCD1980-SITE-00049	San Diego	92120	12909.76	287.29	40.31	55.37
2017	CEMEX Construction Materials Pacific LLC	APCD1976-SITE-07642	San Diego	92108	837.81	19.54	5.17	1.65
2017	Chevron USA Inc	APCD1976-SITE-01189	San Diego	92113	4096.35	15.03	0.38	0.41
2017	City of Escondido	APCD1984-SITE-03569	Escondido	92029	2734.85	97.94	0.75	3.40
2017	City of San Diego Metro Wastewater Dept.	APCD1976-SITE-02083	San Diego	92106	45421.28	14.41	3.10	7.82
2017	City of San Diego/ Miramar Landfill	APCD1989-SITE-07515	San Diego	92111	136657.29	3196.30	434.56	59.65
2017	CNP Signs & Graphics	APCD1976-SITE-00380	San Diego	92120	0.00	0.00	0.00	0.00
2017	Coorstek Vista Inc	APCD1989-SITE-07603	Vista	92081	530.21	9.96	0.05	1.20
2017	CP Kelco	APCD1976-SITE-00116	San Diego	92113	19033.15	26.89	0.56	7.67

Inventory Year	Facility Name	APCD Record No.	City	Zip	Total Toxics [Pounds per Year]	Prioritization Scores		
						Cancer Score	Chronic Score	Acute Score
2017	CV Ventures LLC	APCD1986-SITE-07004	National City	91950	79.35	2.52	0.05	0.19
2017	Encina Wastewater Authority	APCD1984-SITE-03370	Carlsbad	92011	17180.83	677.86	29.64	129.04
2017	Escondido Sand & Gravel	APCD2010-SITE-00555	Escondido	92027	1170.37	29.74	7.81	8.92
2017	Escondido Sand & Gravel	APCD2013-SITE-01427	Oceanside	92056	1269.61	63.22	7.85	5.77
2017	Fleet Readiness Center Southwest	APCD1976-SITE-00225	San Diego	92135	30484.01	28.89	0.18	7.82
2017	Freeberg Industrial Fabrication Corp	APCD1997-SITE-09909	Escondido	92029	1953.69	52.30	0.99	3.51
2017	General Dynamics NASSCO	APCD1976-SITE-00145	San Diego	92113	222411.89	2723.05	121.95	461.23
2017	Hanson Aggregates	APCD1981-SITE-00105	San Diego	92145	2305.87	5231.71	8.01	3.97
2017	Hanson Aggregates Pacific Southwest Inc	APCD1976-SITE-00157	Escondido	92025	1033.79	23.82	6.69	6.31
2017	Hanson Aggregates Pacific Southwest Inc	APCD1976-SITE-00009	Lakeside	92040	233.60	26.50	1.45	4.49
2017	Hanson Aggregates Pacific Southwest Inc	APCD1976-SITE-00076	San Diego	92121	248.81	559.08	0.87	6.42
2017	Hanson Aggregates Pacific Southwest Inc	APCD1976-SITE-00240	Lakeside	92040	1628.79	3.50	4.06	4.14
2017	Hillsborough Landfill	APCD1985-SITE-03620	San Diego	92139	520.67	18.53	0.23	0.56

Inventory Year	Facility Name	APCD Record No.	City	Zip	Total Toxics [Pounds per Year]	Prioritization Scores		
						Cancer Score	Chronic Score	Acute Score
2017	L&L Printers Carlsbad LLC	APCD1983-SITE-00030	Carlsbad	92011	16458.00	0.00	1.70	0.49
2017	Larkspur Energy Facility	APCD2001-SITE-04109	San Diego	92154	499.45	2.21	0.23	5.78
2017	Marine Group Boat Works LLC	APCD1996-SITE-09580	National City	91950	3111.47	7.09	0.05	3.46
2017	Minnesota Methane LLC North City Facility	APCD1996-SITE-09688	San Diego	92121	550365.26	1141.78	54.60	121.26
2017	MVUT 27 Owner LLC	APCD1976-SITE-01197	San Diego	92108	0.00	0.00	0.00	0.00
2017	North Star Propellers Inc	APCD1987-SITE-07057	San Diego	92113	0.00	0.00	0.00	0.00
2017	Oceanside City of Maxson Landfill	APCD1986-SITE-06993	Oceanside	92054	191.59	2.66	0.34	0.14
2017	Oceanside, City of - Mission Landfill	APCD1984-SITE-01798	Oceanside	92058	389.72	5.40	0.69	0.29
2017	Otay Landfill Inc	APCD1989-SITE-07494	Chula Vista	91911	97280.09	3283.37	292.60	124.90
2017	Otay Mesa Energy Center LLC	APCD1999-SITE-10882	San Diego	92154	431.82	46.66	1.38	0.04
2017	Pacific Bell	APCD1984-SITE-03259	San Diego	92121	63.65	68.18	0.10	34.85
2017	Ramona Landfill Inc	APCD1989-SITE-07497	Ramona	92065	2275.98	60.64	2.25	1.65

Inventory Year	Facility Name	APCD Record No.	City	Zip	Total Toxics [Pounds per Year]	Prioritization Scores		
						Cancer Score	Chronic Score	Acute Score
2017	RCP Block & Brick Inc	APCD1976-SITE-00163	Santee	92071	482.49	2.76	3.13	3.75
2017	Robertson's Ready Mix	APCD1978-SITE-00307	El Cajon	92019	5718.74	25.91	34.84	7.43
2017	San Diego Pet Memorial Park	APCD1976-SITE-00447	San Diego	92121	0.00	0.00	0.00	0.00
2017	Sanders Composites Inc	APCD1976-SITE-01863	San Diego	92123	84.49	3.03	0.00	3.84
2017	Scripps Mercy Hospital	APCD1976-SITE-00133	San Diego	92103	113.06	55.54	0.19	56.35
2017	SD City of Arizona St Landfill	APCD1989-SITE-07458	San Diego	92101	951.18	18.93	1.52	0.97
2017	SD City of SO Chollas Landfill	APCD1986-SITE-06981	San Diego	92105	2312.82	30.09	4.20	1.46
2017	SD Co of Palomar Airport Landfill	APCD1989-SITE-07456	Carlsbad	92008	627.82	34.10	0.74	0.40
2017	SD Co of Pub Wks Bonsall Landfill	APCD1990-SITE-03534	Vista	92084	2454.12	83.91	1.30	1.69
2017	SD CO Pub Wks Encinitas II Landfill	APCD1989-SITE-07508	ENCINITAS	92024	457.81	10.09	0.58	0.35
2017	SD CO PUB WKS Fallbrook Landfill	APCD1989-SITE-07498	FALLBROOK	92028	57.35	2.15	0.02	0.03
2017	SD Co of Pub Wks Gillespie Landfill	APCD1989-SITE-07457	El Cajon	92020	402.96	11.47	0.35	0.56
2017	SD Co of Pub Wks Poway Landfill	APCD1989-SITE-07499	Poway	92064	157.29	2.19	0.28	0.86

Inventory Year	Facility Name	APCD Record No.	City	Zip	Total Toxics [Pounds per Year]	Prioritization Scores		
						Cancer Score	Chronic Score	Acute Score
2017	SD Co of Pub Wks San Marcos Landfill	APCD1989-SITE-07495	San Marcos	92069	98.36	3.69	0.03	0.05
2017	SD Co of Pub Wks San Marcos Landfill	APCD1990-SITE-03325	San Marcos	92078	12855.06	429.95	7.38	12.31
2017	SD Co PUB Wks Valley Center Landfill	APCD1989-SITE-07455	Valley Center	92082	71.10	0.92	0.13	0.16
2017	SD County of Public Works - Viejas Landfill	APCD1989-SITE-07507	Descanso	91916	104.15	3.91	0.03	0.05
2017	SD County Of Public Works-Jamacha Landfill	APCD1989-SITE-07500	Spring Valley	91978	2625.16	90.99	1.31	2.45
2017	SD Metro Pumping Station #2	APCD1990-SITE-07804	San Diego	92101	3210.81	30.03	2.53	6.80
2017	SD Paper Box Co.	APCD1976-SITE-01411	Spring Valley	91978	605.23	0.00	0.00	0.01
2017	SD State University	APCD1976-SITE-00208	San Diego	92182	633.20	260.96	1.27	77.83
2017	Sea World San Diego	APCD1976-SITE-00537	San Diego	92109	152.80	35.73	0.06	9.95
2017	Sempra Energy	APCD1983-SITE-03329	San Diego	92127	34.32	79.28	0.12	59.53
2017	Senior Aerospace Ketema	APCD1976-SITE-00358	El Cajon	92020	2183.92	3.77	0.69	2.87
2017	SFPP LP	APCD1979-SITE-00623	San Diego	92108	5740.46	67.29	1.73	2.68
2017	Solar Turbines Inc	APCD1976-SITE-01130	San Diego	92123	7693.62	18.15	0.78	8.43

Inventory Year	Facility Name	APCD Record No.	City	Zip	Total Toxics [Pounds per Year]	Prioritization Scores		
						Cancer Score	Chronic Score	Acute Score
2017	Solar Turbines Inc	APCD1976-SITE-00224	San Diego	92101	4405.10	36.18	0.39	9.97
2017	Sony Electronics Inc	APCD1978-SITE-01321	San Diego	92127	209.93	3.31	0.03	0.47
2017	Southern California Edison	APCD1976-SITE-01190	Camp Pendleton	92058	7.58	0.01	0.00	0.08
2017	Sycamore Landfill Inc	APCD1989-SITE-03596	Santee	92071	113956.97	2697.76	520.21	144.07
2017	TE Connectivity	APCD1976-SITE-00269	Oceanside	92058	3746.64	9.52	0.02	2.63
2017	The Sherwin-Williams Company	APCD1976-SITE-00535	San Diego	92121	3510.97	0.80	0.17	0.02
2017	UCSD	APCD1976-SITE-00243	San Diego	92093	2760.97	66.80	0.29	6.34
2017	UCSD Center for Surgery of Encinitas LP	APCD1990-SITE-07875	Encinitas	92024	5.24	12.09	0.02	0.67
2017	USMC Base Marine Group Ops	APCD1980-SITE-10638	Camp Pendleton	92055	16507.31	7.72	0.08	4.19
2017	USMC MCAS Miramar	APCD1980-SITE-02768	San Diego	92145	6014.51	2490.31	37.64	2218.38
2017	USN Amphibious Base Coronado	APCD1980-SITE-02782	Coronado	92155	3030.48	2.67	0.01	1.50
2017	USN Hospital 2 PWC	APCD1982-SITE-02789	San Diego	92134	528.71	7.66	0.13	5.60
2017	USN Nav Sta 1 SCE	APCD1976-SITE-00125	San Diego	92136	14876.43	18.31	0.25	9.59

Inventory Year	Facility Name	APCD Record No.	City	Zip	Total Toxics [Pounds per Year]	Prioritization Scores		
						Cancer Score	Chronic Score	Acute Score
2017	USN Submarine Base	APCD1978-SITE-01560	San Diego	92106	487.15	8.15	0.83	7.14
2017	Valley Cabinet	APCD1981-SITE-02963	El Cajon	92020	1645.15	0.17	0.08	0.20
2017	Vision Systems Inc	APCD1991-SITE-08209	El Cajon	92020	5870.39	6.81	0.45	6.33
2017	Vision Systems Inc	APCD2016-SITE-02073	Santee	92071	1319.64	2.43	0.14	2.55
2017	Vulcan Materials	APCD1985-SITE-03641	San Diego	92126	11724.31	131.65	41.49	39.84
2017	Watkins Manufacturing Corp	APCD1989-SITE-07559	Vista	92081	9033.09	22.57	9.03	6.54
2018	Advanced Electromagnetics Inc	APCD2002-SITE-04752	San Diego	92154	9649.73	3.71	0.24	0.38
2018	Alturdyne Power Systems LLC	APCD1976-SITE-01903	El Cajon	92020	0.00	0.00	0.00	0.00
2018	Applied Energy	APCD1988-SITE-00024	San Diego	92135	337.61	45.71	0.61	9.97
2018	CA Commercial Asphalt Enterprises	APCD2006-SITE-05857	San Diego	92145	5417.84	100.23	11.66	31.95
2018	California Crafted Marble Inc. dba CCM	APCD1985-SITE-03619	Santee	92071	535.43	0.00	0.01	0.08
2018	Calmat Co	APCD1976-SITE-01230	Poway	92064	0.00	0.00	0.00	0.00
2018	Commercial Press	APCD1993-SITE-08684	San Diego	92102	2175.89	0.00	0.26	0.54

Inventory Year	Facility Name	APCD Record No.	City	Zip	Total Toxics [Pounds per Year]	Prioritization Scores		
						Cancer Score	Chronic Score	Acute Score
2018	Cortez Cremation and Funeral Services	APCD2014-SITE-01703	National City	91950	67.04	17.30	2.22	13.84
2018	Costco Wholesale/Costco	APCD2003-SITE-05052	Poway	92064	852.21	15.27	0.38	1.50
2018	Daw Industries	APCD2000-SITE-03852	San Diego	92121	2911.86	0.00	0.04	5.42
2018	Grossmont District Hospital	APCD1976-SITE-00097	La Mesa	91942	163.31	100.40	0.43	27.98
2018	Hobie Cat Co	APCD1982-SITE-03086	Oceanside	92056	1462.48	0.06	0.04	0.09
2018	Huntington Ingalls (HII) San Diego Shipyard Inc	APCD1986-SITE-02868	San Diego	92113	3168.39	585.10	10.96	87.99
2018	Hydranautics	APCD1982-SITE-00365	Oceanside	92058	39622.72	2.04	0.37	5.44
2018	Kaiser Foundation Hospitals	APCD1976-SITE-01590	San Diego	92120	166.70	238.59	0.36	16.22
2018	Killion Industries	APCD1986-SITE-06897	Vista	92081	1.13	0.00	0.00	0.02
2018	Krasne's Inc	APCD1988-SITE-07357	San Diego	92113	292.67	0.00	0.00	0.03
2018	MM San Diego LLC Miramar	APCD1996-SITE-09778	San Diego	92111	1278673.63	3589.99	177.20	296.67
2018	Motivational Systems Inc	APCD1988-SITE-07353	National City	91950	113.87	0.05	0.00	0.30
2018	Northrop Grumman Mission System	APCD1983-SITE-03428	San Diego	92128	86.51	7.85	0.15	0.90

Inventory Year	Facility Name	APCD Record No.	City	Zip	Total Toxics [Pounds per Year]	Prioritization Scores		
						Cancer Score	Chronic Score	Acute Score
2018	Otay Landfill Gas LLC	APCD1984-SITE-03438	Chula Vista	91911	768797.33	2657.83	123.96	370.46
2018	Otay Water District	APCD1995-SITE-09281	San Diego	92154	44.28	4.63	0.09	0.85
2018	Paradise Valley Hospital	APCD1976-SITE-00154	National City	91950	37.70	20.62	0.03	4.42
2018	Qualcomm Inc	APCD1982-SITE-03141	San Diego	92121	506.39	185.60	1.00	53.93
2018	Rohr Inc, a UTC Aerospace Systems Company	APCD1976-SITE-00173	Chula Vista	91910	20504.94	5.90	0.48	4.31
2018	San Diego Gas & Electric	APCD1995-SITE-09138	San Diego	92121	920.31	55.95	1.62	37.27
2018	San Marcos Energy LLC	APCD1988-SITE-03324	San Marcos	92078	218468.57	630.11	31.26	55.91
2018	SC Commercial LLC	APCD2016-SITE-02267	Escondido	92025	262.43	5.61	0.14	0.31
2018	Superior Ready Mix Concrete LP	APCD1976-SITE-00066	Escondido	92029	1179.83	21.03	7.33	1.55
2018	Taylor Guitars	APCD1992-SITE-08327	El Cajon	92020	2789.84	0.26	2.15	16.06
2018	Taylor Made Golf Co	APCD1998-SITE-10362	Carlsbad	92008	138.65	4.15	0.01	3.12
2018	UCSD Medical Center	APCD1976-SITE-00245	San Diego	92103	565.28	5.47	0.01	1.45

Inventory Year	Facility Name	APCD Record No.	City	Zip	Total Toxics [Pounds per Year]	Prioritization Scores		
						Cancer Score	Chronic Score	Acute Score
2018	USD	APCD1976-SITE-00242	San Diego	92110	103.87	110.18	0.17	46.26
2018	Valley Center Municipal Water District	APCD1999-SITE-10872	Valley Center	92082	136.42	14.26	0.27	0.95
2018	Veridiam Inc	APCD1976-SITE-00377	El Cajon	92020	5923.06	13.16	0.23	0.91
2019	15th & Commercial LP	APCD2011-SITE-00636	San Diego	92102	2.75	6.35	0.01	13.01
2019	ABC Construction Co., Inc	APCD2011-SITE-00864	San Diego	92113	0.00	0.00	0.00	0.00
2019	Ace Radiator Service	APCD1990-SITE-07894	San Diego	92113	2.74	0.00	0.00	0.00
2019	Action Cleaning Corp	APCD1990-SITE-07979	San Diego	92113	0.00	0.00	0.00	0.00
2019	Agri Service Inc	APCD1995-SITE-09150	Oceanside	92056	1576.70	9.54	0.34	0.19
2019	Aldila Golf Company	APCD2007-SITE-06277	Poway	92064	424.05	0.45	0.00	0.07
2019	ALL Masonry & Landscape Supply	APCD2014-SITE-01639	Vista	92083	39.45	0.23	0.27	0.13
2019	AMP United LLC	APCD2018-SITE-02668	National City	91950	0.00	0.00	0.00	0.00
2019	Associated Ready Mixed Concrete Inc	APCD2001-SITE-04330	San Diego	92154	384.01	9.79	2.44	1.65
2019	ATK Space Systems	APCD1986-SITE-06883	San Diego	92127	276.70	3.62	1.26	28.36

Inventory Year	Facility Name	APCD Record No.	City	Zip	Total Toxics [Pounds per Year]	Prioritization Scores		
						Cancer Score	Chronic Score	Acute Score
2019	Baca Furniture Service	APCD1999-SITE-10732	National City	91950	273.51	1.57	0.02	0.06
2019	BAE Systems SDSR	APCD1980-SITE-00204	San Diego	92113	30910.64	1360.95	75.20	844.38
2019	Bahne & Co	APCD1976-SITE-01420	Encinitas	92024	1339.04	4.26	0.04	0.77
2019	Ball Park Auto Body	APCD2000-SITE-03998	San Diego	92102	43.73	0.04	0.00	0.01
2019	Beckman Coulter Inc	APCD1991-SITE-08221	Carlsbad	92010	67.47	66.45	0.11	10.26
2019	Bimbo Bakeries USA	APCD1990-SITE-07906	Escondido	92029	4429.39	1.43	0.01	0.10
2019	Blackhawk Helicopters Inc	APCD1994-SITE-09040	El Cajon	92020	32.63	21.12	0.00	0.20
2019	Bolts Wood Finishing	APCD1998-SITE-10307	National City	91950	953.40	24.80	1.05	38.23
2019	Bumper Guy INC	APCD1976-SITE-01407	San Diego	92113	333.27	0.30	0.01	0.03
2019	CA Auto Body & Frame	APCD1996-SITE-09408	National City	91950	61.28	0.00	0.00	0.00
2019	CA Commercial Asphalt Enterprises	APCD1983-SITE-03351	San Diego	92121	8893.44	318.36	33.58	293.57
2019	CA Commercial Asphalt Enterprises	APCD1989-SITE-07505	San Diego	92154	0.00	0.00	0.00	0.00
2019	Cabrillo Power II LLC-Kearny 2	APCD1976-SITE-00293	San Diego	92123	178.83	38.93	0.35	64.40

Inventory Year	Facility Name	APCD Record No.	City	Zip	Total Toxics [Pounds per Year]	Prioritization Scores		
						Cancer Score	Chronic Score	Acute Score
2019	Cafe Moto	APCD2006-SITE-05836	San Diego	92113	7.43	0.04	0.00	0.10
2019	Cafe Virtuoso LLC	APCD2009-SITE-06572	San Diego	92113	0.00	0.00	0.00	0.02
2019	Cafe Virtuoso LLC	APCD2015-SITE-01908	San Diego	92113	0.98	0.02	0.00	0.02
2019	Caliber Collision Centers	APCD2008-SITE-06419	National City	91950	894.55	0.82	0.02	0.04
2019	California Commercial Asphalt Enterprises LLC	APCD2012-SITE-01212	Lakeside	92040	6760.54	237.34	25.00	193.64
2019	California Marine Cleaning Inc	APCD2001-SITE-04118	San Diego	92113	0.00	0.00	0.00	0.00
2019	CalMat Co. DBA Vulcan Materials Co.,	APCD2008-SITE-06448	Chula Vista	91911	15645.46	114.03	101.59	63.39
2019	CalPeak Power Border LLC	APCD2001-SITE-04211	San Diego	92154	65.82	0.02	0.00	0.16
2019	CalPeak Power Enterprise LLC	APCD2001-SITE-04089	Escondido	92029	38.78	0.44	0.04	4.75
2019	CalPortland National City Cement Terminal	APCD1976-SITE-00160	National City	91950	85.05	30.81	0.56	1.52
2019	CALTRANS	APCD1984-SITE-03000	San Diego	92113	1.58	0.09	0.03	7.50
2019	Carlson & Beuloye Machine Shop Inc	APCD1992-SITE-08591	San Diego	92113	0.00	2.37	0.00	0.00
2019	Carvin Corp	APCD1995-SITE-09213	San Diego	92128	3415.45	0.00	471.96	12.01

Inventory Year	Facility Name	APCD Record No.	City	Zip	Total Toxics [Pounds per Year]	Prioritization Scores		
						Cancer Score	Chronic Score	Acute Score
2019	CEMEX Construction Materials Pacific LLC	APCD2015-SITE-01916	San Diego	92126	250.35	3.79	1.68	0.71
2019	Cemex Construction Materials Pacific LLC	APCD1982-SITE-03043	San Diego	92101	14.64	4.30	0.11	1.96
2019	Central Marble Supply	APCD1981-SITE-00617	San Diego	92113	719.91	0.00	0.01	0.43
2019	Chevron Products Co	APCD2002-SITE-04563	San Diego	92113	505.25	0.00	0.00	0.00
2019	Chevron USA Inc	APCD1976-SITE-01189	San Diego	92113	4037.00	14.41	0.37	0.39
2019	CHM Hotels Inc	APCD2009-SITE-06543	National City	91950	0.17	0.39	0.00	0.64
2019	Chula Vista Energy Center LLC	APCD2000-SITE-03752	Chula Vista	91911	62.99	3.78	0.12	14.68
2019	City of San Diego Central Library	APCD2011-SITE-00731	San Diego	92101	0.26	0.61	0.00	0.38
2019	City of San Diego PUD	APCD2012-SITE-00979	San Diego	92113	1890.59	52.32	0.38	2.40
2019	Clarion Hotel National City San Diego South	APCD1997-SITE-10265	National City	91950	0.61	1.41	0.00	0.04
2019	Coast Aggregates	APCD2007-SITE-06247	San Diego	92154	1508.53	8.51	9.87	2.27
2019	Cobham Advanced Electronic Solutions Inc.	APCD1995-SITE-09252	San Diego	92123	29.58	69.57	0.01	0.80
2019	Compucraft Ind Inc	APCD2000-SITE-03995	Santee	92071	51.45	0.43	0.01	10.81

Inventory Year	Facility Name	APCD Record No.	City	Zip	Total Toxics [Pounds per Year]	Prioritization Scores		
						Cancer Score	Chronic Score	Acute Score
2019	ConMex	APCD2012-SITE-01062	Spring Valley	91977	118.28	1.87	0.73	0.39
2019	Cortez Cremation and Funeral Services	APCD2014-SITE-01703	National City	91950	70.95	18.33	2.36	13.56
2019	Costco Wholesale Corp	APCD2008-SITE-06427	National City	91950	6531.56	5.79	0.10	2.76
2019	CP Kelco	APCD1976-SITE-00116	San Diego	92113	21870.49	31.84	0.66	12.97
2019	Cubic Corp	APCD1976-SITE-00044	San Diego	92123	134.04	6.23	0.00	5.83
2019	CV Ventures LLC	APCD1986-SITE-07004	National City	91950	72.18	2.25	0.05	0.18
2019	Danny's Paint & Body Shop	APCD1976-SITE-00434	San Diego	9E+08	49.84	0.05	0.00	0.07
2019	De Anza Ready Mix	APCD1980-SITE-02431	Borrego Springs	92004	48.05	0.35	0.30	6.67
2019	Diamond Concrete Supply	APCD2010-SITE-00503	Lakeside	92040	0.00	0.00	0.00	0.00
2019	Diamond Terrace Owners Association	APCD2003-SITE-04975	San Diego	92101	1.69	3.91	0.01	1.13
2019	DWF V Diamond View Tower LLC	APCD2005-SITE-05820	San Diego	92101	1.51	3.49	0.01	1.68
2019	East County Ready Mix & Materials Corp.	APCD2012-SITE-01150	El Cajon	92021	156.37	21.60	0.96	1.20
2019	El Cajon Energy, LLC	APCD2009-SITE-06554	El Cajon	92020	91.23	5.47	0.17	10.28

Inventory Year	Facility Name	APCD Record No.	City	Zip	Total Toxics [Pounds per Year]	Prioritization Scores		
						Cancer Score	Chronic Score	Acute Score
2019	Emulsion Control Inc	APCD1980-SITE-00483	National City	91950	2202.52	4.48	3.75	105.03
2019	Epsilon Systems Solutions Inc	APCD1976-SITE-00032	National City	91950-6416	46.07	0.58	0.03	0.01
2019	Escondido Energy Center LLC	APCD2000-SITE-03769	Escondido	92029	167.18	10.03	0.31	14.68
2019	Escondido Materials DBA	APCD2002-SITE-04628	Escondido	92025	7199.99	305.58	27.21	189.03
2019	Escondido Plating Inc	APCD1976-SITE-00363	Escondido	92025	10.63	30.88	12.66	75.39
2019	Escondido Sand & Gravel	APCD2010-SITE-00555	Escondido	92027	946.36	23.69	6.14	5.42
2019	Escondido Sand & Gravel	APCD2013-SITE-01427	Oceanside	92056	1566.24	44.22	9.95	8.68
2019	Eternal Hills Cemetery Association	APCD1976-SITE-00071	Oceanside	92054	17.44	0.96	0.47	3.66
2019	Fabrication Technologies Industries	APCD1978-SITE-02500	National City	91950	2208.07	44.06	0.53	60.51
2019	Fallbrook Public Utility District	APCD1992-SITE-08324	Fallbrook	92028	137.86	12.90	0.55	4.92
2019	Fix Auto - Downtown San Diego	APCD1981-SITE-02903	San Diego	92101	318.29	0.29	0.01	0.02
2019	Flame Spray Inc	APCD1976-SITE-00274	San Diego	92120	981.52	5.42	0.13	7.07
2019	Friends Forever Inc	APCD2006-SITE-05861	San Marcos	92069	72.48	21.81	0.25	0.99

Inventory Year	Facility Name	APCD Record No.	City	Zip	Total Toxics [Pounds per Year]	Prioritization Scores		
						Cancer Score	Chronic Score	Acute Score
2019	Fryer Knowles Inc	APCD1982-SITE-03173	San Diego	92113	0.00	0.00	0.00	0.00
2019	FSN San Diego Holdings LLC	APCD2006-SITE-06081	San Diego	92101	1.36	3.15	0.00	2.71
2019	G & M Oil Company #45	APCD1994-SITE-01897	San Diego	92113	140.56	2.52	0.06	0.54
2019	G&M Oil Co LLC #125	APCD1981-SITE-01256	San Diego	92113	57.82	1.04	0.03	0.38
2019	General Atomics Aeronautical Sys Inc	APCD2003-SITE-04923	Poway	92064	9855.78	0.73	0.22	12.83
2019	General Dynamics NASSCO	APCD1976-SITE-00145	San Diego	92113	190375.43	2826.93	117.57	259.42
2019	General Dynamics NASSCO	APCD2008-SITE-06389	National City	91950	3.06	0.00	0.00	0.00
2019	Goal Line LP	APCD1992-SITE-08447	Escondido	92025	251.42	0.61	0.07	4.09
2019	Granite Construction Co	APCD1993-SITE-08859	Fallbrook	92028	1.53	0.06	0.01	0.85
2019	Greenwalds Auto Body & Frame Work	APCD1986-SITE-06780	National City	91950	828.86	0.75	0.02	0.06
2019	Greenwood Memorial Park	APCD1976-SITE-00096	San Diego	92113	69.03	0.34	0.05	1.13
2019	Greystar	APCD2016-SITE-02125	San Diego	92101	6.72	15.53	0.02	13.75
2019	Hammerhead Aviation	APCD1976-SITE-01539	El Cajon	92020	6261.68	0.00	0.13	0.66

Inventory Year	Facility Name	APCD Record No.	City	Zip	Total Toxics [Pounds per Year]	Prioritization Scores		
						Cancer Score	Chronic Score	Acute Score
2019	Hanson Aggregates Pacific Southwest Inc	APCD2004-SITE-05377	National City	91950	288.87	15.14	1.80	1.28
2019	Hanson Aggregates Pacific Southwest	APCD2003-SITE-04824	Santee	92071	32790.41	180.16	206.48	36.45
2019	Hanson Aggregates Pacific SW Inc	APCD2004-SITE-05123	Oceanside	92058	327.74	8.80	2.04	1.03
2019	Harvest Meat Co Inc	APCD2006-SITE-06009	National City	91950	2.72	0.21	0.00	1.37
2019	Highland Mobile	APCD1981-SITE-02428	National City	91950	25.46	0.46	0.01	0.30
2019	Hilton San Diego Convention Center	APCD2007-SITE-06227	San Diego	92101	6.87	4.08	0.01	5.30
2019	HP Gunitite LP	APCD2004-SITE-05294	San Diego	92145	12.95	0.07	0.08	0.02
2019	Hyspan Precision Products Inc	APCD1983-SITE-03339	Chula Vista	91911	12.04	4.54	0.57	8.92
2019	Icon Owners Association	APCD2005-SITE-05540	San Diego	92101	1.34	3.10	0.00	8.99
2019	Illumina	APCD2011-SITE-00700	San Diego	92122	537.72	64.60	0.14	12.73
2019	Ind East Village LLC	APCD2008-SITE-06368	San Diego	92101	1.52	3.51	0.01	0.06
2019	Integrated Energy Technologies Inc	APCD1991-SITE-08021	Chula Vista	91911	0.03	0.00	0.00	0.01
2019	International Boundary & Water Commission	APCD1994-SITE-08957	San Diego	92154	6076.50	239.96	9.13	18.56

Inventory Year	Facility Name	APCD Record No.	City	Zip	Total Toxics [Pounds per Year]	Prioritization Scores		
						Cancer Score	Chronic Score	Acute Score
2019	International Marine & Industrial Applicators	APCD1986-SITE-06738	San Diego	92113	0.00	0.00	0.00	0.00
2019	International Marine and Industrial Applicators	APCD2005-SITE-05477	San Diego	92000	0.00	0.00	0.00	0.00
2019	Int'l Marine & Ind Applicators LLC	APCD2000-SITE-03888	San Diego	92113	0.00	0.00	0.00	0.00
2019	J & A Auto Body and Paint	APCD1993-SITE-08881	National City	91950	0.00	0.00	0.00	0.00
2019	JR Gas & Minimart	APCD1981-SITE-00451	San Diego	92113	111.40	2.00	0.05	0.33
2019	Julian Industrial Services Inc	APCD2000-SITE-03788	Julian	92036	0.00	0.00	0.00	0.00
2019	King Concrete	APCD2012-SITE-01151	El Cajon	92021	83.72	2.89	0.53	0.41
2019	Koehler Kraft Co Inc	APCD1992-SITE-08501	San Diego	92106	188.38	3.19	0.00	0.00
2019	Krasne's Inc	APCD1988-SITE-07357	San Diego	92113	335.64	0.00	0.00	0.08
2019	Kyocera International Inc	APCD1976-SITE-01543	San Diego	92123	4294.41	7.40	0.48	1.48
2019	L3 Technologies, Inc.	APCD1994-SITE-09004	National City	91950	20.17	0.00	0.00	0.01
2019	LMS East Village Holding, LLC.	APCD2017-SITE-02441	San Diego	92101	2.12	4.89	0.01	3.53
2019	Longs Welding & Ironworks Inc	APCD1992-SITE-08565	San Diego	92105	0.05	0.00	0.01	0.00

Inventory Year	Facility Name	APCD Record No.	City	Zip	Total Toxics [Pounds per Year]	Prioritization Scores		
						Cancer Score	Chronic Score	Acute Score
2019	MAACO	APCD1976-SITE-00417	National City	91950	18.38	0.09	0.00	0.81
2019	Mar Con Products	APCD1982-SITE-02077	San Marcos	92078	160.95	1.08	1.14	0.62
2019	Marine & Restaurant Fabricators Inc	APCD1981-SITE-03097	San Diego	92113	0.17	0.00	0.00	0.03
2019	Marine Group Boat Works LLC	APCD1996-SITE-09580	National City	91950	4724.49	12.35	0.07	3.54
2019	McCallum Surfboards	APCD2017-SITE-02426	National City	91950	347.71	0.00	0.01	0.13
2019	Metropolitan Transit Dev Board	APCD1976-SITE-01349	San Diego	92101	310.24	129.47	0.23	5.81
2019	MG-Island LLC	APCD2009-SITE-06569	San Diego	92101	0.15	0.35	0.00	0.59
2019	Mission Brewery	APCD2013-SITE-01243	San Diego	92101	0.00	0.00	0.00	0.00
2019	Mossy Collision Center	APCD2007-SITE-06286	National City	91950	277.85	0.25	0.01	0.12
2019	Motivational Systems Inc	APCD1988-SITE-07353	National City	91950	62.71	0.02	0.00	0.29
2019	National Blending Company LLC	APCD2015-SITE-01863	Lakeside	92040	0.00	0.00	0.00	0.00
2019	National City Auto Body	APCD1984-SITE-01446	National City	91950	0.00	0.00	0.00	0.02
2019	National City Complex Inc - Arco	APCD2001-SITE-04177	National City	91950	209.86	3.76	0.09	0.70

Inventory Year	Facility Name	APCD Record No.	City	Zip	Total Toxics [Pounds per Year]	Prioritization Scores		
						Cancer Score	Chronic Score	Acute Score
2019	National City Of	APCD1992-SITE-08572	National City	91950	1.42	3.28	0.00	1.54
2019	New Leaf Biofuel LLC	APCD2007-SITE-06322	San Diego	92113	54.57	0.04	0.00	0.00
2019	North American Terminal Inc	APCD1978-SITE-00149	San Diego	92101	0.00	0.00	0.00	0.00
2019	Oil & Water National City LP	APCD1984-SITE-02427	National City	91950	94.07	1.69	0.04	0.42
2019	Olivenhain Municipal Water District	APCD1995-SITE-09173	San Diego	92127	54.52	8.71	0.04	0.32
2019	Orange Grove Energy LP	APCD2007-SITE-06289	Pala	92059	145.10	0.25	0.01	1.13
2019	Orco Block Co	APCD1985-SITE-03667	Oceanside	92056	487.27	8.49	3.02	0.99
2019	Pacific Ship Repair & Fabrication Inc	APCD1988-SITE-07300	San Diego	92113	338.03	1644.66	9.88	70.24
2019	Pacific Tugboat Service	APCD2005-SITE-05663	San Diego	92113	322.41	0.18	0.00	0.09
2019	Pacific Yacht Refitters	APCD2001-SITE-04099	San Diego	92113	0.04	0.01	0.00	0.63
2019	Pacific Yacht Refitters Inc	APCD2004-SITE-05343	San Diego	92113	155.15	0.15	0.00	0.00
2019	Pacira Pharmaceuticals Inc	APCD1995-SITE-09217	San Diego	92037	605.68	0.07	0.00	2.04
2019	Pacira Pharmaceuticals Inc	APCD1995-SITE-09218	San Diego	92121	7166.90	72.28	0.15	2.11

Inventory Year	Facility Name	APCD Record No.	City	Zip	Total Toxics [Pounds per Year]	Prioritization Scores		
						Cancer Score	Chronic Score	Acute Score
2019	Padres Construction LP	APCD2002-SITE-04552	San Diego	92101	7.12	16.44	0.02	2.89
2019	Palomar Health Downtown Campus	APCD1976-SITE-00257	Escondido	92025	74.88	37.96	0.06	6.92
2019	Park Terrace East Village Owners	APCD2005-SITE-05804	San Diego	92101	2.09	4.82	0.01	2.66
2019	Pasha Automotive Services	APCD1991-SITE-08183	National City	91950	207.67	0.19	0.01	0.01
2019	Pavement Recycling Systems INC	APCD1990-SITE-07972	Chula Vista	91911	1021.60	5.91	6.92	2.23
2019	Pinnacle on the Park	APCD2014-SITE-01605	San Diego	92101	7.34	16.94	0.03	2.16
2019	Plavan Petroleum Inc	APCD1978-SITE-00419	Escondido	92025	15.33	0.32	0.01	0.27
2019	Prime Time Coating Inc.	APCD2018-SITE-02689	National City	91950	0.00	0.00	0.00	0.00
2019	Propulsion Controls Engineering	APCD2011-SITE-00718	San Diego	92113	1.36	0.08	0.00	0.23
2019	Propulsion Controls Engineering	APCD2007-SITE-06158	San Diego	92113	130.39	0.00	0.00	0.01
2019	R W Little Co	APCD1976-SITE-00125	San Diego	92113	189.99	6.82	1.97	924.11
2019	R W Little Co	APCD1982-SITE-03158	San Diego	92110	4842.76	9.34	0.72	62.48
2019	R&F Products	APCD1999-SITE-10910	San Marcos	92078	12970.49	3785.63	24.93	31.34

Inventory Year	Facility Name	APCD Record No.	City	Zip	Total Toxics [Pounds per Year]	Prioritization Scores		
						Cancer Score	Chronic Score	Acute Score
2019	R&F Products	APCD2017-SITE-02402	Carlsbad	92008	5601.89	0.58	0.04	14.00
2019	Radius Aerospace - San Diego	APCD1976-SITE-00251	El Cajon	92020	27.81	4.98	0.11	0.92
2019	RAMCO	APCD2014-SITE-01673	Escondido	92026	146.14	11.66	0.95	1.30
2019	Resideo Technologies Inc	APCD1991-SITE-08134	San Diego	92154	78.06	4.03	2.76	7.59
2019	Restaurant Depot	APCD2010-SITE-00543	San Diego	92113	1.23	2.84	0.00	0.20
2019	Richard J Donovan Correctional Facility	APCD1986-SITE-06928	San Diego	92179	1945.83	40.35	0.10	47.68
2019	Robertson's Ready Mix	APCD2004-SITE-05301	San Diego	92121	1253.67	297.04	7.49	5.38
2019	Robertson's Ready Mix	APCD2003-SITE-04959	El Cajon	92020	392.19	13.90	2.42	0.80
2019	Robertson's Ready Mix	APCD2003-SITE-04980	San Diego	92154	1002.23	259.25	5.92	5.15
2019	Robertson's Ready Mix	APCD2009-SITE-00244	Escondido	92025	373.02	12.75	2.34	0.63
2019	Ron Baker Chevrolet Geo Isuzu	APCD1976-SITE-01819	National City	91950	0.00	0.00	0.00	0.07
2019	Ryans Bros Coffee Inc.	APCD2005-SITE-05481	San Diego	92113	2.74	0.02	0.00	0.02
2019	Salk Institute	APCD1976-SITE-00177	La Jolla	92037	136.03	185.05	0.28	7.79

Inventory Year	Facility Name	APCD Record No.	City	Zip	Total Toxics [Pounds per Year]	Prioritization Scores		
						Cancer Score	Chronic Score	Acute Score
2019	San Diego Collision Specialist	APCD1997-SITE-09684	San Diego	92113	55.90	0.02	0.00	0.10
2019	San Diego Metropolitan Transit System	APCD1995-SITE-09107	San Diego	92113	11.54	1.33	0.01	3.49
2019	San Diego Unified Port District	APCD2004-SITE-05363	San Diego	92101	1.64	3.79	0.01	0.76
2019	San Diego Unified Port District	APCD2003-SITE-04844	San Diego	92101	61.61	42.69	0.21	0.55
2019	San Diego Unified Port District	APCD2012-SITE-01044	National City	91950	1.81	4.17	0.01	1.64
2019	SD City Dept of Metro Wastewater South Bay	APCD1996-SITE-09652	San Diego	92154	311.38	15.66	2.19	3.73
2019	SD City of Metro Wastewater Dept	APCD1995-SITE-09197	San Diego	92113	39.31	1.48	0.01	0.01
2019	SD Galvanizing Inc	APCD1976-SITE-00194	San Diego	92113	406.41	0.00	0.02	0.01
2019	SD Opera Inc	APCD1976-SITE-02055	San Diego	92113	6.79	0.00	0.00	0.00
2019	SD Regional Building Authority	APCD1998-SITE-10552	San Diego	92101	4.96	11.46	0.02	1.21
2019	SD Trolley INC	APCD1982-SITE-03171	San Diego	92101	165.55	1.14	0.00	0.04
2019	SD Unified Port Dist Harbor Fumigation Inc	APCD1993-SITE-08633	San Diego	92101	0.00	0.00	0.00	0.00
2019	SD Unified Port District	APCD2002-SITE-04742	National City	91950	46.41	3.30	0.03	0.63

Inventory Year	Facility Name	APCD Record No.	City	Zip	Total Toxics [Pounds per Year]	Prioritization Scores		
						Cancer Score	Chronic Score	Acute Score
2019	SDG&E Cuyamaca Peak Energy Plant	APCD2001-SITE-04087	El Cajon	92020	74.70	4.48	0.14	8.98
2019	SDG&E Palomar Energy Center	APCD2001-SITE-04276	Escondido	92029	5583.24	4.81	1.88	3.54
2019	Service King Paint & Body, LLC	APCD2000-SITE-03791	National City	91950	341.83	0.04	0.00	0.03
2019	Service King Paint & Body, LLC	APCD1978-SITE-00856	National City	91950	268.35	0.00	0.00	0.00
2019	Shamoun Shell	APCD1981-SITE-01141	San Diego	92113	50.33	0.90	0.02	0.50
2019	Shelter Island Boatyard	APCD1985-SITE-06634	San Diego	92106	1439.45	82.80	0.58	5.32
2019	Shipyards Supplies	APCD2007-SITE-06252	San Diego	92113	0.00	0.00	0.00	0.00
2019	Signtech Electrical Advertising Inc	APCD1982-SITE-00820	San Diego	92105	17401.71	0.21	0.16	0.29
2019	Sloan Electric Co	APCD1976-SITE-00008	San Diego	92113	17.66	1.49	0.05	0.24
2019	South Bay Sand Blasting & Tank Cleaning Inc	APCD1998-SITE-10444	San Diego	92113	0.00	0.00	0.00	0.00
2019	Southbay Volkswagen	APCD1984-SITE-03446	National City	91950	37.71	0.03	0.00	0.25
2019	Southland Auto Body	APCD1981-SITE-01254	National City	91950	265.41	0.06	0.00	2.10
2019	Spracklen Woodworks Inc	APCD2008-SITE-06421	San Diego	92113	5.91	0.00	0.00	0.01

Inventory Year	Facility Name	APCD Record No.	City	Zip	Total Toxics [Pounds per Year]	Prioritization Scores		
						Cancer Score	Chronic Score	Acute Score
2019	SSAMarine (10th Ave Marine Terminal)	APCD1978-SITE-00296	San Diego	92101	0.00	0.00	0.00	0.00
2019	Staite R E Engineering Inc	APCD2007-SITE-06171	San Diego	92113	1.56	3.61	0.01	2.19
2019	Steve's Wood Studio	APCD2002-SITE-04497	San Diego	92113	471.79	1.53	0.01	0.40
2019	Strata Properties LLC	APCD2008-SITE-06407	San Diego	92101	0.92	2.12	0.00	1.27
2019	Superior Ready Mix Concrete LP	APCD2002-SITE-04527	San Marcos	92069	2845.65	15.60	18.36	7.29
2019	Superior Ready Mix Concrete LP	APCD1976-SITE-00164	Ramona	92065	877.28	5.67	5.48	1.87
2019	Superior Ready Mix Concrete LP	APCD1981-SITE-02811	Lakeside	92040	372.19	7.91	2.30	0.95
2019	Superior Ready Mix Concrete LP	APCD1978-SITE-00455	Lakeside	92040	12.52	0.11	0.09	0.40
2019	Surface Technologies Corp	APCD1999-SITE-10606	San Diego County	92000	0.00	0.00	0.00	0.00
2019	Sycamore Energy 1 LLC	APCD1984-SITE-03594	Santee	92071	16807.10	260.53	16.49	50.22
2019	Tesoro Logistics Operations LLC	APCD1980-SITE-00113	San Diego	92113	8159.72	42.63	1.10	1.20
2019	Tesoro South Coast CO LLC CC# 68601	APCD1981-SITE-00802	San Diego	92113	144.20	2.58	0.06	0.54
2019	The Jankovich Company	APCD1976-SITE-00462	San Diego	92101	6.99	0.59	0.02	0.00

Inventory Year	Facility Name	APCD Record No.	City	Zip	Total Toxics [Pounds per Year]	Prioritization Scores		
						Cancer Score	Chronic Score	Acute Score
2019	The Mahogany Shop	APCD1989-SITE-07661	San Diego	92116	1164.05	5.53	0.04	1.16
2019	The Quikrete of Southern California	APCD1987-SITE-07028	San Diego	92121	780.48	28.33	4.96	0.96
2019	Tortilleria La Princesa	APCD1997-SITE-09966	San Diego	92113	0.00	0.00	0.00	0.00
2019	Unicel Corp	APCD1998-SITE-10509	Escondido	92029	802.76	0.00	0.00	0.04
2019	Union Electric Motor Service	APCD1995-SITE-02496	San Diego	92113	134.57	0.00	0.00	0.00
2019	US Coast Guard Air Station	APCD1980-SITE-02301	San Diego	92101	20.45	3.43	0.01	1.91
2019	US Sprint	APCD1987-SITE-07227	San Diego	92101	0.62	1.42	0.00	4.09
2019	USMC Base Marine Group Ops	APCD1980-SITE-10638	Camp Pendleton	92055	20853.79	2780.88	13.04	776.67
2019	Veterans Administration Hospital	APCD1978-SITE-01521	San Diego	92161	357.77	16.70	0.09	8.93
2019	Viking Autobody	APCD2006-SITE-05952	National City	91950	130.65	0.16	0.00	0.01
2019	Vista Industrial Products Inc	APCD2000-SITE-03906	Vista	92081	220.06	0.48	0.01	1.50
2019	Vulcan Materials	APCD2007-SITE-06271	San Diego	92154	6733.29	287.25	26.55	194.61
2019	Watson Laminates Inc	APCD1988-SITE-07354	San Diego	92113	121.80	0.02	0.00	0.37

Inventory Year	Facility Name	APCD Record No.	City	Zip	Total Toxics [Pounds per Year]	Prioritization Scores		
						Cancer Score	Chronic Score	Acute Score
2019	Weldrite Manufacturing	APCD2009-SITE-00307	Escondido	92029	377.36	31.75	0.49	16.21
2019	West Coast Plating	APCD1990-SITE-07825	Oceanside	92056	34.00	72.55	41.58	154.24
2019	Yara of North America	APCD1989-SITE-07628	San Diego	92113	345.06	0.43	0.52	2.26
2019	YYK Enterprises Inc.	APCD1992-SITE-08595	National City	91950	0.00	0.00	0.00	0.00
2019	Zoological Society of San Diego	APCD1996-SITE-09345	San Diego	92101	10.68	9.38	0.02	3.21

APPENDIX B-2 – Estimated Toxic Air Contaminant Emissions - Industrywide Sources

Facility Name	APCD Record ID	City	Zip	Emissions (Pounds/Year)
Chevron Stations Inc #307165	APCD1981-SITE-02877	Alpine	91901	115.32
CALTRANS	APCD1982-SITE-00023	Alpine	91901	1.08
SD Co Of Descanso DTN CT PRO108	APCD1983-SITE-01907	Alpine	91901	14.43
Blue Star Market Inc	APCD1983-SITE-02640	Alpine	91901	87.68
SD Co of Gen Svcs PR4110	APCD1990-SITE-07809	Alpine	91901	52.89
Verizon Wireless	APCD2002-SITE-04505	Alpine	91901	2.53
SD CO Of DPW Wastewater Mgmt	APCD2002-SITE-04571	Alpine	91901	3.94
SD Co Gen Svcs Facility OPS PR3003	APCD2003-SITE-04885	Alpine	91901	1.03
Alpine Fire Protection District	APCD2005-SITE-05519	Alpine	91901	9.82
County Of SD Sheriff SUB Station	APCD2007-SITE-06328	Alpine	91901	8.09
Padre Dam Municipal Water District	APCD2008-SITE-06377	Alpine	91901	46.30
SDG&E Co	APCD2010-SITE-00340	Alpine	91901	24.73
Padre Dam Municipal Water District	APCD2010-SITE-00410	Alpine	91901	2.04
AT&T Services Inc	APCD2011-SITE-00588	Alpine	91901	2.32
Padre Dam Municipal Water District	APCD2011-SITE-00883	Alpine	91901	1.91
Padre Dam Municipal Water District	APCD2012-SITE-00971	Alpine	91901	2.30
Mark R Turvey Equipment Rentals Inc	APCD2012-SITE-00973	Alpine	91901	34.01
Cox Communications-Alpine MTC	APCD1996-SITE-09763	Alpine	91902	12.35
Bonita Sunnyside Fire Protection	APCD1992-SITE-08359	Bonita	91902	3.00
Sweetwater Authority Water District	APCD1997-SITE-10171	Bonita	91902	2.04

Facility Name	APCD Record ID	City	Zip	Emissions (Pounds/Year)
Sweetwater Authority	APCD1997-SITE-10172	Bonita	91902	19.72
Sweetwater Authority Water District	APCD1997-SITE-10175	Bonita	91902	2.14
7-Eleven	APCD2000-SITE-09839	Bonita	91902	87.68
Tesoro Arco 42624	APCD1989-SITE-07434	Bonsall	92003	251.90
Verizon Wireless - BONSALL	APCD2002-SITE-04707	Bonsall	92003	2.28
Rainbow Municipal Water District	APCD2003-SITE-05004	Bonsall	92003	2.50
SD CO OF DEPT OF SVCS FACILITY OPS	APCD2005-SITE-01925	BONSALL	92003	1.50
Borrego Springs Fire Protect Dist	APCD1980-SITE-02994	Borrego Springs	92004	4.60
Bottle Shoppe	APCD1981-SITE-02969	Borrego Springs	92004	87.68
AT&T Salton Radio CAO520	APCD1994-SITE-09048	Borrego Springs	92004	1.78
Pacific Bell	APCD2001-SITE-04127	Borrego Springs	92004	6.66
SBC Leasing Co	APCD2004-SITE-05095	Borrego Springs	92004	0.63
AT&T Mobility Borrego Springs 2317	APCD2004-SITE-05176	Borrego Springs	92004	1.49
Borrego Water District	APCD2011-SITE-00605	Borrego Springs	92004	2.49
Borrego Water District	APCD2012-SITE-00913	Borrego Springs	92004	1.30
Borrego Water District	APCD2012-SITE-00918	Borrego Springs	92004	7.76
McCain Valley Conservation CAMP	APCD1976-SITE-01249	Boulevard	91905	53.99
US Border Patrol	APCD2012-SITE-00938	Boulevard	91905	11.65
Boulevard Fire Station No. 47	APCD2015-SITE-01928	Boulevard	91905	8.54
Pacific Marine Credit Union	APCD1994-SITE-02778	Camp Pendleton	92055	8.82
SBC California Camp Pendleton	APCD2003-SITE-04800	Camp Pendleton	92055	4.46

Facility Name	APCD Record ID	City	Zip	Emissions (Pounds/Year)
North County Transit District	APCD2003-SITE-04880	Camp Pendleton	92055	1.81
Verizon Wireless - San Onofre	APCD2003-SITE-05014	Camp Pendleton	92055	1.96
AT&T Mobility San Onofre 14487	APCD2004-SITE-05187	Camp Pendleton	92055	2.89
North County Transit District	APCD2004-SITE-05341	Camp Pendleton	92055	628.39
Willbros Government Services (US) LLC	APCD2013-SITE-01270	Camp Pendleton	92055	4.68
New Cingular Wireless PCS, LLC dba AT&T Mobility	APCD2014-SITE-01637	Camp Pendleton	92055	2.70
New Cingular Wireless PCS, LLC dba AT&T Mobility	APCD2014-SITE-01642	Camp Pendleton	92055	2.66
New Cingular Wireless PCS, LLC dba AT&T Mobility	APCD2014-SITE-01644	Camp Pendleton	92055	1.62
New Cingular Wireless PCS, LLC dba AT&T Mobility	APCD2014-SITE-01645	Camp Pendleton	92055	1.36
Campo Petroleum Inc	APCD1982-SITE-00639	Campo	91906	87.68
SD Co of Campo Rd Sta PR3011	APCD1983-SITE-01137	Campo	91906	2.09
SD Co of PR0326	APCD2000-SITE-04028	Campo	91906	194.22
Pacific Bell	APCD2001-SITE-04210	Campo	91906	2.38
Verizon Wireless	APCD2002-SITE-04522	Campo	91906	13.35
Mountain Health And Community Services	APCD2005-SITE-05681	Campo	91906	0.92
Mountain Health And Community Svcs	APCD2006-SITE-05971	Campo	91906	1.79
New Cingular Wireless PCS, LLC dba AT&T Mobility	APCD2014-SITE-01699	Campo	91906	0.95
Lake Morena's Oak Shores Mutual Water Company	APCD2014-SITE-01827	Campo	91906	2.54
US Border Patrol	APCD2011-SITE-00771	Campo	91962	1.08
Chevron	APCD1982-SITE-02542	Cardiff	92007	84.61
7 Eleven Store #25766	APCD1984-SITE-03545	Cardiff	92007	87.68

Facility Name	APCD Record ID	City	Zip	Emissions (Pounds/Year)
San Elijo Joint Powers Authority Olivenhain PS	APCD1997-SITE-10270	Cardiff	92007	2.48
MiraCosta College	APCD2011-SITE-00855	Cardiff	92007	10.90
Belmont Village Cardiff by the Sea	APCD2007-SITE-06241	Cardiff	92007	1.21
Bob Baker Volkswagen	APCD1981-SITE-00605	Carlsbad	92008	184.93
Tesoro Refining & Marketing Co CC# 68801	APCD1981-SITE-00753	Carlsbad	92008	62.84
Pacific Bell	APCD1981-SITE-02079	Carlsbad	92008	49.82
Carlsbad Arco	APCD1981-SITE-02250	Carlsbad	92008	87.68
Tesoro Refining & Marketing	APCD1981-SITE-02270	Carlsbad	92008	97.88
Chevron Stations Inc. #93320	APCD1981-SITE-02559	Carlsbad	92008	107.97
Chevron	APCD1981-SITE-02597	Carlsbad	92008	123.17
Carlsbad 76	APCD1981-SITE-02641	Carlsbad	92008	4066.27
Tesoro Refining & Marketing Company LCC	APCD1982-SITE-00793	Carlsbad	92008	89.16
Charter Communications	APCD1982-SITE-03034	Carlsbad	92008	35.61
Mercedes Benz Research & Development of North America	APCD1983-SITE-03356	Carlsbad	92008	17.95
San Diego Gas & Electric - North Coast C&O	APCD1984-SITE-01902	Carlsbad	92008	9.84
Carlsbad Village Auto Body Inc	APCD1991-SITE-08091	Carlsbad	92008	628.39
JC Penney Store	APCD1992-SITE-08326	Carlsbad	92008	0.49
Ionis Pharmaceuticals Inc	APCD1992-SITE-08426	Carlsbad	92008	4.75
MaxLinear Inc	APCD1995-SITE-09169	Carlsbad	92008	5.07
Carlsbad by the Sea	APCD1997-SITE-10152	Carlsbad	92008	15.74
Blackmore Lot 99 Investment	APCD1998-SITE-10486	Carlsbad	92008	5.08

Facility Name	APCD Record ID	City	Zip	Emissions (Pounds/Year)
7 Eleven Store #32942	APCD2001-SITE-04158	Carlsbad	92008	87.68
Life Technologies Corporation	APCD2001-SITE-04416	Carlsbad	92008	116.10
Genoptix	APCD2002-SITE-04488	Carlsbad	92008	10.53
Carlsbad City of Wastewater	APCD2002-SITE-04529	Carlsbad	92008	3.82
Genoptix	APCD2002-SITE-04536	Carlsbad	92008	4.63
Ionis Pharmaceuticals	APCD2002-SITE-04588	Carlsbad	92008	6.78
City of Carlsbad Cannon Road Lift Station	APCD2003-SITE-04996	Carlsbad	92008	8.21
City of Carlsbad	APCD2004-SITE-05215	Carlsbad	92008	1.57
City of Carlsbad	APCD2004-SITE-05216	Carlsbad	92008	2.60
City of Carlsbad	APCD2004-SITE-05218	Carlsbad	92008	5.95
City of Carlsbad	APCD2004-SITE-05219	Carlsbad	92008	1.93
City of Carlsbad	APCD2004-SITE-05221	Carlsbad	92008	7.81
Carlsbad Technology Inc	APCD2004-SITE-05394	Carlsbad	92008	3.05
MACYS #64A&B	APCD2005-SITE-05482	Carlsbad	92008	12.93
Taylor Made Golf Co	APCD2005-SITE-05512	Carlsbad	92008	2.75
City of Carlsbad, Home Plant Lift Station	APCD2005-SITE-05521	Carlsbad	92008	8.05
City of Carlsbad Public Works	APCD2005-SITE-05536	Carlsbad	92008	1.23
Brookdale Carlsbad	APCD2005-SITE-05591	Carlsbad	92008	19.53
Las Villas De Carlsbad	APCD2005-SITE-05607	Carlsbad	92008	1.50
City Of Carlsbad Public Works	APCD2005-SITE-05661	Carlsbad	92008	7.06
Grand Pacific Hotels LP	APCD2007-SITE-06249	Carlsbad	92008	1.88

Facility Name	APCD Record ID	City	Zip	Emissions (Pounds/Year)
City of Carlsbad Fire Station #6	APCD2008-SITE-06380	Carlsbad	92008	1.99
SD Co of Public Works	APCD2008-SITE-06382	Carlsbad	92008	2.67
Genoptix	APCD2008-SITE-06498	Carlsbad	92008	18.44
Abbott IBIS	APCD2009-SITE-00222	Carlsbad	92008	18.15
Genoptix	APCD2009-SITE-00312	Carlsbad	92008	19.27
Netgear	APCD2009-SITE-06542	Carlsbad	92008	2.57
Lloyd's Auto Specialties Inc	APCD2009-SITE-06613	Carlsbad	92008	257.14
Village by the Sea Homeowners Association	APCD2009-SITE-06624	Carlsbad	92008	0.00
Jenny Craig	APCD2010-SITE-00344	Carlsbad	92008	5.44
GenMark DX	APCD2010-SITE-00427	Carlsbad	92008	1.76
Genoptix	APCD2010-SITE-00435	Carlsbad	92008	6.69
Lowes HIW Inc	APCD2012-SITE-01213	Carlsbad	92008	1.54
Poseidon Water	APCD2014-SITE-01617	Carlsbad	92008	1.08
California Transplant Services Inc	APCD2014-SITE-01692	Carlsbad	92008	0.46
OT9 Owner, LLC c/o BBL Inc	APCD2015-SITE-02021	Carlsbad	92008	0.00
LBA Realty	APCD2016-SITE-02123	Carlsbad	92008	10.90
Leucadia Wastewater District	APCD1980-SITE-02074	Carlsbad	92009	102.68
Circle K #2211136	APCD1981-SITE-02378	Carlsbad	92009	59.58
Omni Hotels Management Corp	APCD1982-SITE-01208	Carlsbad	92009	25.07
7 Eleven Food Stores	APCD1986-SITE-06996	Carlsbad	92009	87.68
Palomar Airport Arco	APCD1992-SITE-08312	Carlsbad	92009	87.68

Facility Name	APCD Record ID	City	Zip	Emissions (Pounds/Year)
Pacific Bell	APCD1992-SITE-08485	Carlsbad	92009	8.53
Leucadia Wastewater District	APCD1996-SITE-09551	Carlsbad	92009	24.40
Encina Wastewater Authority	APCD1998-SITE-10484	Carlsbad	92009	364.41
Viasat Inc	APCD1999-SITE-10937	Carlsbad	92009	19.55
La Costa Glen Carlsbad	APCD2001-SITE-04324	Carlsbad	92009	66.54
Circle K Food Mart & Carwash	APCD2003-SITE-04883	Carlsbad	92009	161.55
Leucadia Wastewater District	APCD2003-SITE-05084	Carlsbad	92009	1.52
AT&T Mobility Encinitas 14534	APCD2004-SITE-05183	Carlsbad	92009	1.14
Sunrise at La Costa	APCD2004-SITE-05462	Carlsbad	92009	2.21
City Of Carlsbad Public Works	APCD2005-SITE-05662	Carlsbad	92009	4.95
Zimmer Dental	APCD2006-SITE-05846	Carlsbad	92009	0.68
City Of Carlsbad	APCD2006-SITE-05927	Carlsbad	92009	6.27
VIASAT	APCD2007-SITE-06144	Carlsbad	92009	0.57
Arrowhead General Insurance Agency	APCD2007-SITE-06233	Carlsbad	92009	4.55
La Costa Glen	APCD2007-SITE-06305	Carlsbad	92009	4.54
Viasat Inc	APCD2008-SITE-06347	Carlsbad	92009	19.26
Corsair Management c/o StepStone Real Estate Services	APCD2009-SITE-06538	Carlsbad	92009	9.90
Ostendo Technologies Inc	APCD2010-SITE-00526	Carlsbad	92009	7.17
Pacific Ridge School	APCD2012-SITE-00966	Carlsbad	92009	0.32
ViaSat	APCD2014-SITE-01771	Carlsbad	92009	9.18
Chevron - Carlsbad	APCD2014-SITE-01795	Carlsbad	92009	149.62

Facility Name	APCD Record ID	City	Zip	Emissions (Pounds/Year)
Carlsbad City Of Municipal Water District	APCD1992-SITE-08319	Carlsbad	92010	11.54
Federal Express	APCD2000-SITE-03799	Carlsbad	92010	6.20
Verdezyne Inc	APCD2001-SITE-04141	Carlsbad	92010	2.52
Verizon Wireless	APCD2002-SITE-04479	Carlsbad	92010	2.72
OptumRx	APCD2003-SITE-04823	Carlsbad	92010	20.73
Carlsbad City	APCD2004-SITE-05217	Carlsbad	92010	11.11
Carlsbad City Of	APCD2004-SITE-05220	Carlsbad	92010	1.04
Carlsbad City Of	APCD2004-SITE-05222	Carlsbad	92010	1.78
Carlsbad City Of	APCD2004-SITE-05223	Carlsbad	92010	1.51
City Of Carlsbad Public Works	APCD2005-SITE-05563	Carlsbad	92010	2.57
Aethercomm, Inc	APCD2010-SITE-00461	Carlsbad	92010	2.94
Ionis Pharmaceuticals	APCD2010-SITE-00532	Carlsbad	92010	28.98
3E Company	APCD2011-SITE-00618	Carlsbad	92010	3.95
City of Carlsbad	APCD2015-SITE-02047	Carlsbad	92010	4.15
Four Seasons Resort Aviara	APCD1991-SITE-08036	Carlsbad	92011	2.15
Toyota Carlsbad	APCD1993-SITE-08661	Carlsbad	92011	6926.66
Sprint PCS	APCD1999-SITE-03744	Carlsbad	92011	41.18
McClellan-Palomar Airport	APCD2002-SITE-04669	Carlsbad	92011	4.23
SAFC Pharma	APCD2004-SITE-05310	Carlsbad	92011	90.03
Carlsbad Surgery Center LLC	APCD2009-SITE-00226	Carlsbad	92011	0.48
Carlsbad Collision Center LLC	APCD2011-SITE-00647	Carlsbad	92011	2527.93

Facility Name	APCD Record ID	City	Zip	Emissions (Pounds/Year)
Hilton Carlsbad Oceanfront Resort & Spa	APCD2011-SITE-00702	Carlsbad	92011	1.39
Caliber Collision Centers	APCD1988-SITE-07340	Carlsbad	92011	1327.04
Southwestern Community College	APCD1976-SITE-01333	Chula Vista	91910	2.77
Sweetwater Water Authority	APCD1978-SITE-00965	Chula Vista	91910	1.64
City of Chula Vista Fire Dept Sta 2	APCD1979-SITE-01688	Chula Vista	91910	1.34
Tesoro Refining and Marketing Company LLC	APCD1980-SITE-02321	Chula Vista	91910	122.77
Chula Vista Auto Body	APCD1980-SITE-06841	Chula Vista	91910	539.72
Gas Depot Broadway	APCD1981-SITE-00794	Chula Vista	91910	87.68
Tesoro Thrifty #63107	APCD1981-SITE-00890	Chula Vista	91910	100.46
Circle K Inc #5708	APCD1981-SITE-02700	Chula Vista	91910	101.65
Telegraph Canyon Union	APCD1982-SITE-00748	Chula Vista	91910	87.68
H Street Arco	APCD1982-SITE-02151	Chula Vista	91910	87.68
California Finest Oil	APCD1982-SITE-02371	Chula Vista	91910	87.68
County of San Diego S. Bay Reg. Ctr.	APCD1982-SITE-02888	Chula Vista	91910	57.19
Circle K Store #2702964	APCD1982-SITE-03076	Chula Vista	91910	87.68
Tesoro Refining & Marketing Co LLC #42065	APCD1983-SITE-00908	Chula Vista	91910	126.11
World Oil Co	APCD1983-SITE-01155	Chula Vista	91910	64.21
Superior Auto Body	APCD1984-SITE-01367	Chula Vista	91910	2746.97
Fredericka Manor Care Center	APCD1991-SITE-08157	Chula Vista	91910	32.98
Residences Inc	APCD1992-SITE-08504	Chula Vista	91910	5.53
Cox Communications-Chula Vista MTC	APCD1997-SITE-09944	Chula Vista	91910	18.62

Facility Name	APCD Record ID	City	Zip	Emissions (Pounds/Year)
Sweetwater Authority Water District	APCD1997-SITE-10170	Chula Vista	91910	0.64
Sweetwater Authority Water District	APCD1997-SITE-10174	Chula Vista	91910	0.76
Pacific Bell	APCD1998-SITE-10453	Chula Vista	91910	1.93
Chula Vista Dept Of Municipality	APCD1998-SITE-10543	Chula Vista	91910	3.16
Fredericka Manor	APCD1998-SITE-10548	Chula Vista	91910	14.51
Chevron Station #203217	APCD1999-SITE-09322	Chula Vista	91910	112.70
Royal Property Management Group	APCD1999-SITE-10774	Chula Vista	91910	27.62
Scripps Mercy Hospital Chula Vista	APCD2002-SITE-04757	Chula Vista	91910	96.11
City of Chula Vista Fire Station #4	APCD2003-SITE-04931	Chula Vista	91910	2.47
Chula Vista City of Police Station	APCD2003-SITE-05003	Chula Vista	91910	10.81
The Home Depot	APCD2004-SITE-05357	Chula Vista	91910	2.97
MACYS #078	APCD2005-SITE-05479	Chula Vista	91910	3.44
Congregational Tower Partners LP	APCD2006-SITE-05880	Chula Vista	91910	1.62
Chula Vista Civic Center	APCD2007-SITE-06155	Chula Vista	91910	19.27
City of Chula Vista	APCD2009-SITE-06590	Chula Vista	91910	0.15
The Village Club	APCD2014-SITE-01709	Chula Vista	91910	17.96
Advanced Autobody and Paint	APCD1976-SITE-00421	Chula Vista	91911	107.72
Marquez Auto Body	APCD1976-SITE-01293	Chula Vista	91911	0.00
Otay Valley Shell	APCD1978-SITE-00517	Chula Vista	91911	87.68
Allen Gas	APCD1980-SITE-02602	Chula Vista	91911	87.68
A1 Autobody & Paint	APCD1980-SITE-06842	Chula Vista	91911	628.39

Facility Name	APCD Record ID	City	Zip	Emissions (Pounds/Year)
7-Eleven Inc	APCD1981-SITE-00759	Chula Vista	91911	87.68
Tesoro Refining and Marketing Company LLC	APCD1981-SITE-01049	Chula Vista	91911	128.78
Tesoro Refining & Marketing Company, LLC	APCD1981-SITE-02308	Chula Vista	91911	159.84
Chula Vista Mobil	APCD1981-SITE-02392	Chula Vista	91911	87.68
Palomar Shell	APCD1981-SITE-02638	Chula Vista	91911	87.68
ARCO #42103	APCD1982-SITE-00915	Chula Vista	91911	120.70
US Super Gas	APCD1982-SITE-02696	Chula Vista	91911	87.68
7 Eleven Food Stores	APCD1983-SITE-03241	Chula Vista	91911	87.68
U Rent Paint Booth	APCD1984-SITE-03451	Chula Vista	91911	628.39
City of Chula Vista	APCD1987-SITE-07216	Chula Vista	91911	94.74
7 Eleven Food Stores 2131 29540	APCD1988-SITE-07265	Chula Vista	91911	87.68
Abel's Auto Body & Paint	APCD1990-SITE-07742	Chula Vista	91911	628.39
Raul's Auto Body & Paint	APCD1990-SITE-07939	Chula Vista	91911	628.39
Fuller Ford	APCD1994-SITE-08991	Chula Vista	91911	2513.56
Roman's Truck Body & Paint	APCD1996-SITE-09448	Chula Vista	91911	628.39
MTS South Bay Division	APCD1996-SITE-09509	Chula Vista	91911	76.55
BodyWorks Collision	APCD1999-SITE-10806	Chula Vista	91911	35.91
California State Dept of Veteran Affairs	APCD2000-SITE-03765	Chula Vista	91911	21.35
Main Street One Stop	APCD2000-SITE-03921	Chula Vista	91911	87.68
Chevron	APCD2000-SITE-04053	Chula Vista	91911	150.45
Nice & Easy Auto Body & Paint Inc	APCD2001-SITE-04176	Chula Vista	91911	628.39

Facility Name	APCD Record ID	City	Zip	Emissions (Pounds/Year)
Verizon Wireless	APCD2002-SITE-04503	Chula Vista	91911	1.80
Chula Vista City Of Fire Station #3	APCD2003-SITE-04930	Chula Vista	91911	1.58
Profil Institute for Clinical Research, Inc	APCD2003-SITE-05022	Chula Vista	91911	2.67
AT&T Mobility Chula Vista 14480	APCD2004-SITE-05174	Chula Vista	91911	1.30
AT&T Mobility Salt Flats 14465	APCD2004-SITE-05178	Chula Vista	91911	4.52
Bayview Behavioral Health	APCD2004-SITE-05383	Chula Vista	91911	6.39
New Alternatives	APCD2010-SITE-00392	Chula Vista	91911	12.31
City of Chula Vista Fire Station #7	APCD2003-SITE-04832	Chula Vista	91913	3.79
USA Gasoline Profit Center # 68121	APCD2003-SITE-05021	Chula Vista	91913	106.85
Federal Aviation Administration	APCD2005-SITE-05624	Chula Vista	91913	2.75
Crown Castle	APCD2011-SITE-00876	Chula Vista	91913	6.84
St Paul's Episcopal Home Inc	APCD2014-SITE-01693	Chula Vista	91913	5.45
Youngevity	APCD2001-SITE-04278	Chula Vista	91914	2.89
HOME DEPOT	APCD2003-SITE-05038	Chula Vista	91914	9.18
Chula Vista Fire Department, Station 1	APCD2004-SITE-05372	Chula Vista	91914	3.35
City of Chula Vista Public Works	APCD2004-SITE-05460	Chula Vista	91914	0.65
Otay Water District	APCD2005-SITE-05668	Chula Vista	91914	6.24
Otay Lakes Surgery Center	APCD2006-SITE-05866	Chula Vista	91914	6.55
CALTRANS	APCD2007-SITE-06160	Chula Vista	91914	1.54
CALTRANS	APCD2007-SITE-06161	Chula Vista	91914	1.54
CALTRANS	APCD2007-SITE-06162	Chula Vista	91914	1.54

Facility Name	APCD Record ID	City	Zip	Emissions (Pounds/Year)
CALTRANS	APCD2007-SITE-06163	Chula Vista	91914	4.79
CALTRANS	APCD2007-SITE-06164	Chula Vista	91914	5.46
CALTRANS	APCD2007-SITE-06165	Chula Vista	91914	1.54
CALTRANS	APCD2007-SITE-06166	Chula Vista	91914	3.64
CALTRANS	APCD2007-SITE-06167	Chula Vista	91914	1.54
CALTRANS	APCD2007-SITE-06168	Chula Vista	91914	0.83
CALTRANS	APCD2007-SITE-06169	Chula Vista	91914	0.83
INS/Border Patrol Headquarters	APCD2007-SITE-06237	Chula Vista	91914	3.59
City of SD Water Dept	APCD1989-SITE-07618	Chula Vista	91915	67.54
Sweetwater Union High School District	APCD1992-SITE-08454	Chula Vista	91915	3.92
Otay Water District	APCD1996-SITE-09503	Chula Vista	91915	44.66
Circle K # 2709467	APCD1996-SITE-09595	Chula Vista	91915	170.72
Lowes of Eastlake, CA (1742)	APCD2003-SITE-04915	Chula Vista	91915	5.26
US Olympic Committee	APCD2003-SITE-04966	Chula Vista	91915	3.61
Chevron #301124	APCD2004-SITE-05198	Chula Vista	91915	28.15
Otay Water District	APCD2005-SITE-05714	Chula Vista	91915	36.68
Macy's	APCD2006-SITE-05872	Chula Vista	91915	0.82
Chula Vista City Of Fire Dept	APCD2006-SITE-05963	Chula Vista	91915	2.00
Otay Ranch Town Center	APCD2006-SITE-06048	Chula Vista	91915	36.80
Optimart Yalda Inc	APCD1988-SITE-07316	Chula Vista	92154	87.68
Pacific Bell	APCD1981-SITE-02066	Chula Vista	91910	9.29

Facility Name	APCD Record ID	City	Zip	Emissions (Pounds/Year)
Sports Authority	APCD2005-SITE-05678	Chula Vista	91910	3.92
Coronado Island Express	APCD1981-SITE-02402	Coronado	92118	87.68
Coronado Island Marriott Resort	APCD1988-SITE-07313	Coronado	92118	6.73
Villa Coronado Convalescent Home	APCD1990-SITE-07854	Coronado	92118	0.41
Loews Coronado Bay Resort	APCD1991-SITE-08283	Coronado	92118	7.42
City of Coronado	APCD1999-SITE-10855	Coronado	92118	5.25
Coronado Shores Condominium Assn #1	APCD2001-SITE-04164	Coronado	92118	4.29
SD Family Housing LLC	APCD2002-SITE-04565	Coronado	92118	0.38
Coronado Shores Condominium Assn #6	APCD2003-SITE-04813	Coronado	92118	37.16
Coronado Shores #7	APCD2003-SITE-04836	Coronado	92118	53.54
Coronado Shores Condominium Assn #9	APCD2003-SITE-04906	Coronado	92118	45.05
Coronado Shores Condominium Association #8	APCD2003-SITE-04985	Coronado	92118	115.02
Charter Communications	APCD2004-SITE-05118	Coronado	92118	6.31
Coronado Shores Condominium Assoc #10	APCD2004-SITE-05440	Coronado	92118	18.52
City of Coronado Police Station	APCD2009-SITE-00311	Coronado	92118	7.71
City of Coronado	APCD2011-SITE-00772	Coronado	92118	3.25
City of Coronado Fire Department	APCD2012-SITE-01078	Coronado	92118	0.57
City of Coronado	APCD2014-SITE-01792	Coronado	92118	1.94
Pacific Bell SBC	APCD2004-SITE-05196	Coronado	92118	41.20
CA St of 22nd District Agric Assn	APCD1978-SITE-00960	Del Mar	92014	45.09
7 Eleven Inc	APCD1981-SITE-01169	Del Mar	92014	87.68

Facility Name	APCD Record ID	City	Zip	Emissions (Pounds/Year)
Rancho Car Wash	APCD1981-SITE-01264	Del Mar	92014	112.60
Pacific Bell	APCD1981-SITE-02127	Del Mar	92014	59.66
Del Mar Cleaners	APCD1981-SITE-02926	Del Mar	92014	807.60
Circle K # 2709449	APCD1982-SITE-00426	Del Mar	92014	139.19
Del Mar City of	APCD2003-SITE-05073	Del Mar	92014	0.43
Del Mar City of Public Works Dept	APCD2003-SITE-05074	Del Mar	92014	3.17
AT&T Mobility Carmel Valley 14544	APCD2004-SITE-05179	Del Mar	92014	1.63
Casa Palmera Care Center	APCD2005-SITE-05625	Del Mar	92014	2.15
Hilton San Diego Del Mar	APCD2005-SITE-05640	Del Mar	92014	11.07
SD City of PUD Wastewater Collection Div	APCD2009-SITE-00221	Del Mar	92014	1.33
Sharp Rees Stealy	APCD2013-SITE-01421	Del Mar	92014	1.15
Tesoro Refining & Marketing	APCD1982-SITE-02635	Del Mar	92014	73.71
SBC California	APCD2003-SITE-04805	Dulzura	91917	3.06
SDG&E	APCD2003-SITE-05035	Dulzura	91917	1.85
Dulzura Community Development Committee	APCD2006-SITE-05909	Dulzura	91917	17.17
7-Eleven Inc.	APCD1981-SITE-01799	El Cajon	92019	87.68
Tesoro Refining and Marketing	APCD1982-SITE-00895	El Cajon	92019	82.49
Tesoro Refining & Marketing CC# 68527	APCD1988-SITE-07289	El Cajon	92019	161.95
Otay Water District	APCD1995-SITE-09279	El Cajon	92019	0.99
Otay Water District	APCD1995-SITE-09287	El Cajon	92019	4.65
Circle K # 2709475	APCD1997-SITE-10185	El Cajon	92019	134.65

Facility Name	APCD Record ID	City	Zip	Emissions (Pounds/Year)
Pacific Bell	APCD1998-SITE-10450	El Cajon	92019	10.52
Cuyamaca College	APCD2000-SITE-03932	El Cajon	92019	75.64
7 Eleven Food Store #21798	APCD2001-SITE-04161	El Cajon	92019	87.68
La Vida Real LLC	APCD2001-SITE-04445	El Cajon	92019	21.17
Otay Water District	APCD2003-SITE-04983	El Cajon	92019	0.85
San Miguel Fire Protection District	APCD2005-SITE-05780	El Cajon	92019	3.89
City of El Cajon	APCD2007-SITE-06297	El Cajon	92019	0.55
Valhalla High School	APCD2015-SITE-01996	El Cajon	92019	5.52
DN Tanks	APCD1976-SITE-00012	El Cajon	92020	84.38
San Diego Post Acute Center	APCD1976-SITE-00107	El Cajon	92020	13.26
Allied Towing Inc	APCD1976-SITE-00493	El Cajon	92020	26.93
Grossmont-Cuyamaca Comm College District	APCD1976-SITE-01733	El Cajon	92020	114.17
Grossmont Union High School District	APCD1976-SITE-01803	El Cajon	92020	1912.27
Eldorado Care Center	APCD1978-SITE-02846	El Cajon	92020	1.38
Tipton Enterprises Inc	APCD1980-SITE-01516	El Cajon	92020	215.45
Pacific Bell	APCD1981-SITE-02064	El Cajon	92020	24.34
SD Co Of Sheriff Heliport PR2031	APCD1981-SITE-02232	El Cajon	92020	1.97
Tesoro Refining & Marketing Co., LLC	APCD1981-SITE-02330	El Cajon	92020	84.51
7-Eleven Store #17637	APCD1981-SITE-02468	El Cajon	92020	87.68
Super Star #3	APCD1981-SITE-02705	El Cajon	92020	87.68
Caliber Collision Center	APCD1981-SITE-02776	El Cajon	92020	879.84

Facility Name	APCD Record ID	City	Zip	Emissions (Pounds/Year)
Tesoro Refining & Marketing Co (USA)	APCD1982-SITE-00880	El Cajon	92020	68.21
Thrifty # 63113 - Tesoro	APCD1982-SITE-00896	El Cajon	92020	45.94
Tesoro #63042	APCD1982-SITE-00939	El Cajon	92020	93.15
SDG&E CO	APCD1982-SITE-01792	El Cajon	92020	391.21
Tesoro Refining and Marketing (USA)	APCD1983-SITE-00904	El Cajon	92020	52.29
Tesoro #63043	APCD1983-SITE-01014	El Cajon	92020	56.84
Scheib of El Cajon	APCD1984-SITE-00422	El Cajon	92020	398.58
East County Regional Center, JCC #37-11	APCD1984-SITE-03469	El Cajon	92020	124.89
East County Collision Center Inc	APCD1987-SITE-07175	El Cajon	92020	628.39
Waste Management of San Diego	APCD1989-SITE-07623	El Cajon	92020	3.92
Macy's	APCD1993-SITE-08802	El Cajon	92020	1.42
Cox Communications-El Cajon MTC	APCD1996-SITE-09381	El Cajon	92020	73.13
Best Auto Wholesaler	APCD1997-SITE-09968	El Cajon	92020	202.88
Jack Williams Autobody	APCD2000-SITE-03869	El Cajon	92020	283.67
El Cajon Police Department	APCD2001-SITE-04325	El Cajon	92020	17.03
City of El Cajon Fleet Maintenance	APCD2001-SITE-04326	El Cajon	92020	3.16
Rock Auto Group Inc	APCD2002-SITE-04456	El Cajon	92020	0.00
SD Co Of DPW Airports	APCD2002-SITE-04679	El Cajon	92020	4.20
Parkway Plaza	APCD2004-SITE-05208	El Cajon	92020	6.68
Abacor Inc	APCD2004-SITE-05291	El Cajon	92020	598.77
G&K Management Co Inc	APCD2004-SITE-05439	El Cajon	92020	3.76

Facility Name	APCD Record ID	City	Zip	Emissions (Pounds/Year)
City of El Cajon Fire Station	APCD2005-SITE-05688	El Cajon	92020	0.78
City of El Cajon	APCD2005-SITE-05739	El Cajon	92020	0.78
Thota & Koka	APCD2005-SITE-05756	El Cajon	92020	0.00
El Cajon Silvercrest	APCD2006-SITE-05962	El Cajon	92020	5.66
Villa Las Palmas Healthcare Center	APCD2006-SITE-05998	El Cajon	92020	4.16
Horizon Auto Body & Paint	APCD2006-SITE-06046	El Cajon	92020	73.61
Home Depot	APCD2007-SITE-06143	El Cajon	92020	4.33
City Of El Cajon Fire Department	APCD2007-SITE-06224	El Cajon	92020	1.57
Metropolitan Transit System	APCD2007-SITE-06232	El Cajon	92020	1.33
Scantibodies Laboratory Inc	APCD2010-SITE-00553	El Cajon	92020	9.53
Somerset Subacute and Care	APCD2012-SITE-01050	El Cajon	92020	1.70
General Services Administration	APCD2013-SITE-01360	El Cajon	92020	0.66
Helix Water District	APCD2013-SITE-01404	El Cajon	92020	0.19
Trillium CNG	APCD2013-SITE-01476	El Cajon	92020	4.03
Gas Depot	APCD1981-SITE-00795	El Cajon	92021	87.68
Main Street Valero	APCD1981-SITE-00800	El Cajon	92021	87.68
Golden State Gasoline	APCD1981-SITE-00810	El Cajon	92021	87.68
Tesoro Refining & Marketing Co., LLC	APCD1981-SITE-02133	El Cajon	92021	105.12
Treasure Franchise Co., LLC	APCD1981-SITE-02150	El Cajon	92021	210.15
Eagle Gas	APCD1981-SITE-02368	El Cajon	92021	87.68
Tesoro #63095	APCD1982-SITE-00876	El Cajon	92021	54.84

Facility Name	APCD Record ID	City	Zip	Emissions (Pounds/Year)
Super #1	APCD1982-SITE-00953	El Cajon	92021	87.68
Super #2	APCD1982-SITE-01121	El Cajon	92021	87.68
7 Eleven Food Stores #16439	APCD1982-SITE-01421	El Cajon	92021	63.23
Sids Autobody	APCD1982-SITE-03190	El Cajon	92021	955.15
Jessie Mendez Auto Body	APCD1983-SITE-03354	El Cajon	92021	628.39
Tesoro Refining and Marketing Company, LLC	APCD1984-SITE-02636	El Cajon	92021	108.39
Kaiser Foundation Hospital-Fac Ops Mgr	APCD1995-SITE-09237	El Cajon	92021	7.09
Lakeside Shell	APCD1996-SITE-09403	El Cajon	92021	87.68
Ricks RV Center	APCD1996-SITE-09540	El Cajon	92021	98.39
Verizon Wireless	APCD2002-SITE-04709	El Cajon	92021	0.96
Caliber Bodyworks, Inc. DBA Caliber Collision Center	APCD2003-SITE-04835	El Cajon	92021	628.39
San Diego RV Center	APCD2004-SITE-05457	El Cajon	92021	550.59
Padre Dam Municipal Water District	APCD2005-SITE-05643	El Cajon	92021	2.10
Country Hills Health Care Inc	APCD2006-SITE-06011	El Cajon	92021	10.43
Cajon Valley Unified School District	APCD2008-SITE-06443	El Cajon	92021	1.16
US Border Patrol	APCD2012-SITE-00952	El Cajon	92021	4.76
Padre Dam Municipal Water District	APCD2012-SITE-01103	El Cajon	92021	1.02
Padre Dam Municipal Water District	APCD2012-SITE-01104	El Cajon	92021	3.80
Cottonwood Healthcare	APCD2014-SITE-01824	El Cajon	92021	1.03
Padre Dam Municipal Water District	APCD2016-SITE-02269	El Cajon	92021	53.91
CA ST DEPT of Forestry Monte Vista	APCD1984-SITE-01774	El Cajon	92019	0.00

Facility Name	APCD Record ID	City	Zip	Emissions (Pounds/Year)
Tesoro Refining & Marketing	APCD1983-SITE-00917	Encinitas	92007	121.67
Encinitas Nursing & Rehabilitation Center	APCD1997-SITE-09886	Encinitas	92007	6.10
Caliber Collision Center	APCD1978-SITE-01377	Encinitas	92024	567.84
Encinitas City of	APCD1979-SITE-01985	Encinitas	92024	0.77
Pacific Bell	APCD1981-SITE-02065	Encinitas	92024	25.17
Olivenhain Municipal Water District	APCD1981-SITE-02850	Encinitas	92024	5.75
Tesoro Refining & Marketing Co CC# 68528	APCD1982-SITE-00707	Encinitas	92024	140.35
7 Eleven #13627	APCD1982-SITE-01093	Encinitas	92024	33.93
Fender Mender	APCD1982-SITE-03019	Encinitas	92024	468.60
BMW Encinitas	APCD1982-SITE-03153	Encinitas	92024	628.39
7 Eleven Food Stores	APCD1984-SITE-03424	Encinitas	92024	87.68
World Auto Body	APCD1988-SITE-07290	Encinitas	92024	317.79
Encinitas City Of PW Fleet	APCD1988-SITE-07303	Encinitas	92024	1.15
Scripps Memorial Hospital	APCD1988-SITE-07377	Encinitas	92024	626.05
Rancho Auto Body	APCD1991-SITE-08028	Encinitas	92024	327635.84
Scripps Encinitas Surgery Center	APCD1992-SITE-08445	Encinitas	92024	5.52
Encinitas Chevron	APCD1996-SITE-09318	Encinitas	92024	60.97
California Body & Paint	APCD1996-SITE-09492	Encinitas	92024	628.39
City of Encinitas	APCD2001-SITE-04058	Encinitas	92024	2.80
City of Encinitas Senior & Community Center	APCD2001-SITE-04072	Encinitas	92024	1.49
San Elijo Power Authority Moonlight Beach PS	APCD2002-SITE-04515	Encinitas	92024	2.94

Facility Name	APCD Record ID	City	Zip	Emissions (Pounds/Year)
City of Encinitas	APCD2002-SITE-04762	Encinitas	92024	1.15
City of Encinitas	APCD2002-SITE-04763	Encinitas	92024	45.90
Verizon Wireless	APCD2003-SITE-05015	Encinitas	92024	2.40
The Home Depot	APCD2004-SITE-05336	Encinitas	92024	1.56
Silverado Senior Living Encinitas	APCD2004-SITE-05431	Encinitas	92024	1.97
Radio 1210 Inc	APCD2005-SITE-05588	Encinitas	92024	0.55
Seacrest Village	APCD2005-SITE-05605	Encinitas	92024	33.58
Aviara Health Care Center	APCD2005-SITE-05618	Encinitas	92024	1.49
Endoscopy Center The	APCD2005-SITE-05723	Encinitas	92024	3.94
Leucadia Wastewater District	APCD2005-SITE-05750	Encinitas	92024	1.94
303 Santa Fe Dr Properties LLC	APCD2008-SITE-06442	Encinitas	92024	3.86
City of Encinitas - Fleet Management	APCD2009-SITE-06616	Encinitas	92024	5.69
City of Encinitas Fire Station #2	APCD2011-SITE-00780	Encinitas	92024	2.62
SD CO OF SHERIFF STA PR0302	APCD1990-SITE-07822	Encinitas	92024	1.58
Sports Authority	APCD2003-SITE-05091	Encinitas	92024	3.58
Escondido Collision Center	APCD1976-SITE-00323	Escondido	92025	628.39
Milo Johnson Automotive SVC	APCD1976-SITE-00576	Escondido	92025	366.26
Autopark Collision	APCD1976-SITE-00586	Escondido	92025	260.33
San Diego County Water Authority	APCD1976-SITE-00633	Escondido	92025	8.14
Tim's Paint & Body Shop	APCD1976-SITE-01363	Escondido	92025	35.91
Rose Auto Body	APCD1976-SITE-01504	Escondido	92025	105.93

Facility Name	APCD Record ID	City	Zip	Emissions (Pounds/Year)
City of Escondido - FS#4	APCD1980-SITE-02985	Escondido	92025	1.22
Toyota Of Escondido Collision Centre	APCD1981-SITE-00575	Escondido	92025	705.59
Bajoua Oil INC	APCD1981-SITE-02169	Escondido	92025	87.68
West Escondido Healthcare LLC	APCD1981-SITE-03026	Escondido	92025	9.85
Mission Paint and Body	APCD1981-SITE-03079	Escondido	92025	628.39
Golden State Gasoline Inc	APCD1982-SITE-00664	Escondido	92025	87.68
Circle K Corp #8545	APCD1982-SITE-00990	Escondido	92025	51.82
7 Eleven Food Stores #13619	APCD1982-SITE-01096	Escondido	92025	61.58
7 Eleven Food Stores	APCD1982-SITE-03032	Escondido	92025	87.68
7-Eleven, Inc	APCD1983-SITE-03239	Escondido	92025	28.68
Henson & Son	APCD1986-SITE-06947	Escondido	92025	326.76
7 Eleven Food Store	APCD1986-SITE-06978	Escondido	92025	87.68
Macys #079	APCD1992-SITE-08609	Escondido	92025	10.98
Tesoro Refining & Marketing Co LLC CC #68532	APCD1994-SITE-00720	Escondido	92025	105.52
Pacific Bell	APCD1996-SITE-09766	Escondido	92025	214.75
Escondido City of Pumping Station #3	APCD1997-SITE-09910	Escondido	92025	5.77
City of Escondido - LS#1	APCD1998-SITE-10555	Escondido	92025	19.53
Level 3 Communications	APCD1999-SITE-03705	Escondido	92025	2.18
Level 3 Communications, LLC	APCD2002-SITE-04546	Escondido	92025	8.93
AT&T Mobility LLC Lake Hodges 14540	APCD2004-SITE-05100	Escondido	92025	1.40
Westfield North County	APCD2004-SITE-05309	Escondido	92025	4.35

Facility Name	APCD Record ID	City	Zip	Emissions (Pounds/Year)
City of Escondido - FS#1	APCD2004-SITE-05315	Escondido	92025	4.19
JC Penney Company #J2171 7	APCD2004-SITE-05329	Escondido	92025	0.35
Nordstrom #364	APCD2004-SITE-05447	Escondido	92025	1.06
Macy's	APCD2005-SITE-05542	Escondido	92025	11.37
Escondido Operations LP dba Westmont Town Court	APCD2005-SITE-05689	Escondido	92025	1.92
North County Transit District	APCD2005-SITE-05781	Escondido	92025	60.05
Lowes HIW Inc	APCD2006-SITE-05966	Escondido	92025	8.68
Parkway Endoscopy Center	APCD2010-SITE-00393	Escondido	92025	0.90
SoCal Gas & Car Wash	APCD2010-SITE-00548	Escondido	92025	87.68
Freeway Trailer Sales RV Warehouse Inc	APCD2013-SITE-01266	Escondido	92025	265.72
Tesoro Refining & Marketing LLC CC# 68531	APCD1982-SITE-02616	Escondido	92026	110.00
Tesoro/ El Norte Shell #68533	APCD1994-SITE-07044	Escondido	92026	142.17
Verizon Wireless	APCD1995-SITE-09265	Escondido	92026	3.28
Valley Center Municipal Water District	APCD1996-SITE-09758	Escondido	92026	24.32
Level 3 Communications	APCD2000-SITE-04014	Escondido	92026	3.06
T Mobile CA/NV LLC Escondido Msc	APCD2003-SITE-04812	Escondido	92026	7.03
Valley Center Municipal Water District	APCD2004-SITE-05360	Escondido	92026	1.64
Premiere Surgery Center Inc	APCD2005-SITE-05478	Escondido	92026	5.95
Las Villas Del Norte Health Center	APCD2005-SITE-05578	Escondido	92026	1.35
Escondido Silvercrest Residences	APCD2005-SITE-05616	Escondido	92026	7.76
High Point Pump Station	APCD2007-SITE-06301	Escondido	92026	6.42

Facility Name	APCD Record ID	City	Zip	Emissions (Pounds/Year)
ESCONDIDO FIRE STATION #3	APCD2008-SITE-06360	Escondido	92026	1.73
City of Escondido	APCD2009-SITE-06557	Escondido	92026	187.40
OAA Investments Inc	APCD1981-SITE-02412	Escondido	92027	87.68
S&R Chevron	APCD1981-SITE-02607	Escondido	92027	87.68
SD Wild Animal Park	APCD1982-SITE-00872	Escondido	92027	458.81
City of Escondido - Hog Back PS	APCD1993-SITE-08615	Escondido	92027	12.98
City of Escondido - Water Treatment Plant	APCD1997-SITE-10223	Escondido	92027	26.20
Cox Communications-Escondido MTC	APCD1999-SITE-10793	Escondido	92027	13.90
HOME DEPOT #1053	APCD2001-SITE-04070	Escondido	92027	13.37
Verizon Wireless (Nesville)	APCD2003-SITE-05034	Escondido	92027	2.51
AT&T Mobility Hubbard Hill 14505	APCD2004-SITE-05101	Escondido	92027	1.29
City of Escondido	APCD2004-SITE-05135	Escondido	92027	0.99
City of Escondido - FS#2	APCD2004-SITE-05314	Escondido	92027	1.36
County of San Diego - San Pasqual Academy	APCD2006-SITE-05984	Escondido	92027	3.18
City of Escondido - FS#7	APCD2008-SITE-06367	Escondido	92027	1.34
City of Escondido - Vista Verde PS	APCD2015-SITE-01973	Escondido	92027	6.34
Collision Plus Performance	APCD1976-SITE-01364	Escondido	92029	79.00
Escondido Body Refinishing, Inc	APCD1978-SITE-01459	Escondido	92029	283.67
Covered Collision Centers Inc.	APCD1979-SITE-00962	Escondido	92029	628.39
Bowdens Autobody	APCD1980-SITE-01301	Escondido	92029	44.89
Marios Auto Body	APCD1981-SITE-00354	Escondido	92029	4.61

Facility Name	APCD Record ID	City	Zip	Emissions (Pounds/Year)
SDG&E Co	APCD1982-SITE-01793	Escondido	92029	371.98
Advanced Collision Repair & Tow Inc	APCD1985-SITE-06663	Escondido	92029	378.83
Caliber Collision Centers	APCD1985-SITE-06664	Escondido	92029	360.88
San Diego Auto Body & Paint	APCD1986-SITE-03156	Escondido	92029	17.95
Active Auto Collision	APCD1986-SITE-07006	Escondido	92029	463.21
Ideal Paint & Body	APCD1987-SITE-07100	Escondido	92029	386.01
Stroyers Brothers	APCD1987-SITE-07203	Escondido	92029	628.39
Prostrip	APCD1990-SITE-07841	Escondido	92029	628.39
ACM Auto Body & Paint	APCD1991-SITE-07817	Escondido	92029	43.09
Auto Art Paint & Body	APCD1991-SITE-08007	Escondido	92029	689.43
Hjeltness Restoration Inc	APCD1991-SITE-08275	Escondido	92029	628.39
Sonrise R V	APCD1993-SITE-08664	Escondido	92029	34.11
Tesoro Refining & Marketing Co CC# 68529	APCD1996-SITE-09340	Escondido	92029	199.80
Brecht Collision Center	APCD1998-SITE-10431	Escondido	92029	0.00
Yale Chase Equipment and Services, Inc	APCD2002-SITE-04534	Escondido	92029	26.93
City of Escondido - LS#9	APCD2002-SITE-04599	Escondido	92029	7.44
City of Escondido - LS#12	APCD2002-SITE-04602	Escondido	92029	1.97
The Home Depot #6612	APCD2003-SITE-04821	Escondido	92029	1.53
Impact #2 Auto Body	APCD2003-SITE-04905	Escondido	92029	473.99
San Diego County Water Authority	APCD2003-SITE-04928	Escondido	92029	440.88
Car Coat Superior Paint & Body	APCD2003-SITE-04934	Escondido	92029	1332.19

Facility Name	APCD Record ID	City	Zip	Emissions (Pounds/Year)
Verizon Wireless (Escondido Site)	APCD2003-SITE-05016	Escondido	92029	1.82
Mossy Nissan Inc	APCD2003-SITE-05087	Escondido	92029	1129.31
City of Escondido - FS#5	APCD2004-SITE-05313	Escondido	92029	0.74
TPD Del Dios LLC (Vista Del Lago)	APCD2005-SITE-05518	Escondido	92029	0.73
Olivenhain Municipal Water District	APCD2005-SITE-05835	Escondido	92029	6.65
Velvet Touch	APCD2007-SITE-06223	Escondido	92029	628.39
Escondido City Of Fire Station #6	APCD2008-SITE-06361	Escondido	92029	1.88
BumperDoc NCSD	APCD2008-SITE-06375	Escondido	92029	149.02
San Diego County Water Authority	APCD2008-SITE-06440	Escondido	92029	1.29
Caliber Collision Centers INC	APCD2012-SITE-00969	Escondido	92029	628.39
Verizon Wireless (Elfin Forest)	APCD2013-SITE-01504	Escondido	92029	1.78
Hot Rods & Custom Stuff	APCD2013-SITE-01534	Escondido	92029	628.39
Harmony Grove Sewer Lift Station	APCD2014-SITE-01686	Escondido	92029	4.90
County of San Diego Sanitation District	APCD2014-SITE-01722	Escondido	92029	0.07
Sports Authority	APCD2005-SITE-05679	Escondido	92029	1.57
North County Fire Protection District	APCD1976-SITE-01770	Fallbrook	92028	6.67
CA St Dept of Forestry Rainbow	APCD1980-SITE-01777	Fallbrook	92028	1.33
Circle K #2709447	APCD1983-SITE-03343	Fallbrook	92028	185.60
Costellos Auto Repair	APCD1990-SITE-07805	Fallbrook	92028	628.39
Fallbrook Healthcare District	APCD1990-SITE-07912	Fallbrook	92028	33.20
Fallbrook Auto Body & Paint	APCD1991-SITE-08261	Fallbrook	92028	61.04

Facility Name	APCD Record ID	City	Zip	Emissions (Pounds/Year)
Verizon Wireless - Red Mountain	APCD1995-SITE-09266	Fallbrook	92028	3.06
Fallbrook Gas & Smog	APCD1996-SITE-09437	Fallbrook	92028	87.68
Pacific Bell Fallbrook	APCD1998-SITE-10456	Fallbrook	92028	6.01
Fallbrook Public Utility District - Plant 2	APCD1999-SITE-10857	Fallbrook	92028	3.82
Fallbrook Public Utility District - Red Mountain	APCD2000-SITE-04011	Fallbrook	92028	5.16
Towne Cleaners	APCD2001-SITE-04076	Fallbrook	92028	673.00
Metro Water District of So CA	APCD2001-SITE-04258	Fallbrook	92028	3.26
Verizon Wireless - Rainbow	APCD2002-SITE-04521	Fallbrook	92028	2.05
Verizon Wireless - Pala Mesa	APCD2002-SITE-04719	Fallbrook	92028	1.38
AT&T Mobility Fallbrook 14442	APCD2004-SITE-05177	Fallbrook	92028	1.02
Fallbrook Hosp Skilled Nursing Facility	APCD2004-SITE-05420	Fallbrook	92028	4.07
San Diego, County of	APCD2008-SITE-06384	Fallbrook	92028	1.44
Neiman's Collision Center	APCD2008-SITE-06397	Fallbrook	92028	628.39
California Porsche Restoration (Car Classic)	APCD2010-SITE-00334	Fallbrook	92028	194.35
Salvador Auto Body & Repair	APCD2010-SITE-00422	Fallbrook	92028	628.39
SD CO OF SHERIFF DEPT PR0037	APCD2003-SITE-04833	Fallbrook	92028	5.71
Fallbrook Union High School District	APCD2007-SITE-06257	Fallbrook	92028	0.39
Pacific Bell	APCD1980-SITE-02068	Imperial Beach	91932	10.86
Imperial Beach Chevron	APCD1981-SITE-00721	Imperial Beach	91932	43.70
Tesoro Refining & Marketing Co., LLC #42141	APCD1981-SITE-02326	Imperial Beach	91932	159.05
USN Outlying Landing Field (NOLF)	APCD1983-SITE-01549	Imperial Beach	91932	39.10

Facility Name	APCD Record ID	City	Zip	Emissions (Pounds/Year)
7 Eleven Food Stores #23982	APCD1983-SITE-03240	Imperial Beach	91932	87.68
7 Eleven Food Stores	APCD1983-SITE-03274	Imperial Beach	91932	87.68
Defense Commissary Agency	APCD1996-SITE-09690	Imperial Beach	91932	8.76
Imperial Beach City Of PWD	APCD2003-SITE-04889	Imperial Beach	91932	1.57
St James Plaza	APCD2006-SITE-05884	Imperial Beach	91932	2.37
Imperial Beach Autobody & Customs	APCD2006-SITE-05905	Imperial Beach	91932	628.39
HOME DEPOT INC	APCD2000-SITE-03945	Imperial Beach	92154	6.46
Pacific Bell	APCD2001-SITE-04209	Jacumba	91934	4.87
SDG&E	APCD2013-SITE-01547	Jacumba	91934	1.40
Jacumba Community Services District	APCD2005-SITE-05753	Jacumba	91934	4.40
Jihan Inc/ARCO AM/PM	APCD1997-SITE-10264	Jamul	91935	87.68
7 Eleven Food Stores #21802	APCD1982-SITE-03162	Jamul	91935	87.68
Otay Water District	APCD1995-SITE-09277	Jamul	91935	3.55
Otay Water District	APCD1995-SITE-09283	Jamul	91935	7.94
Otay Water District	APCD1995-SITE-09288	Jamul	91935	2.90
Otay Water District	APCD1995-SITE-09289	Jamul	91935	21.82
Pacific Bell	APCD2001-SITE-04129	Jamul	91935	10.28
KSWB INC	APCD2002-SITE-04660	Jamul	91935	12.72
AT&T Mobility San Miguel 14475	APCD2004-SITE-05171	Jamul	91935	0.62
San Diego Rural Fire Protection District	APCD2010-SITE-00379	Jamul	91935	2.24
FM&E Office of Administration	APCD2014-SITE-01698	Jamul	91935	3.19

Facility Name	APCD Record ID	City	Zip	Emissions (Pounds/Year)
Otay Water District	APCD2012-SITE-01214	Jamul	91978	1.72
CalFire - La Cima Conservation Camp	APCD1976-SITE-01778	Julian	92036	2.25
SD Co Dept of Julian Rd PR3024	APCD1982-SITE-01917	Julian	92036	1.22
California State Parks - Cuyamaca Rancho State Park	APCD1982-SITE-02291	Julian	92036	0.00
SBC California (JULNCA60)	APCD2003-SITE-04804	Julian	92036	4.19
Pacific Bell DBA SBC CA	APCD2003-SITE-05081	Julian	92036	32.75
AT&T Mobility Volcan SD067	APCD2004-SITE-05175	Julian	92036	0.78
SD CO OF GENERAL SERVICES - JULIAN SHERIFF STN	APCD2004-SITE-05284	Julian	92036	2.24
YMCA Camping Services (Camp Marston)	APCD2005-SITE-05538	Julian	92036	11.90
County of San Diego - Wastewater Mgt	APCD2005-SITE-05716	Julian	92036	0.38
SD CO of DPW Wastewater Mgmt	APCD2009-SITE-00267	Julian	92036	2.34
CALFIRE	APCD2012-SITE-00975	Julian	92036	0.34
New Cingular Wireless PCS, LLC dba AT&T Mobility	APCD2015-SITE-01887	Julian	92036	0.43
New Cingular Wireless PCS LLC dba AT&T Mobility	APCD2015-SITE-01976	Julian	92036	1.17
Organogenesis	APCD1978-SITE-00373	La Jolla	92037	390.50
National University	APCD1986-SITE-07022	La Jolla	92037	0.72
Scripps Media, Inc. dba KGTV	APCD1994-SITE-08977	La Jolla	92037	12.75
La Jolla Seville HOA Inc	APCD1999-SITE-10871	La Jolla	92037	2.98
Activx Biosciences	APCD1999-SITE-10886	La Jolla	92037	9.45
Pharmingen	APCD2000-SITE-03838	La Jolla	92037	16.81
SD City of Water Dept	APCD2000-SITE-03853	La Jolla	92037	7.48

Facility Name	APCD Record ID	City	Zip	Emissions (Pounds/Year)
UCSD	APCD2000-SITE-03899	La Jolla	92037	4.03
City of San Diego Public Utilities Branch	APCD2000-SITE-03924	La Jolla	92037	4.07
Casa De Manana	APCD2000-SITE-03943	La Jolla	92037	1.97
Scripps Research Institute The	APCD2000-SITE-03977	La Jolla	92037	27.05
La Jolla Surgery Center	APCD2001-SITE-04078	La Jolla	92037	3.13
Are-SD Region No. 24 LLC	APCD2001-SITE-04299	La Jolla	92037	4.35
Lodge At Torrey Pines	APCD2002-SITE-04455	La Jolla	92037	4.29
SPAWAR Systems Center Code 83520	APCD2004-SITE-05192	La Jolla	92037	1.47
Estancia La Jolla Hotel and SPA	APCD2004-SITE-05252	La Jolla	92037	13.58
Nexus Properties Inc	APCD2004-SITE-05312	La Jolla	92037	7.57
Marriott La Jolla	APCD2005-SITE-05669	La Jolla	92037	14.84
White Sands of La Jolla	APCD2005-SITE-05684	La Jolla	92037	57.27
Shore Tower	APCD2005-SITE-05727	La Jolla	92037	0.89
La Jolla Institute for Allergy & Immunology	APCD2005-SITE-05761	La Jolla	92037	23.31
Art Museum of La Jolla	APCD2008-SITE-06339	La Jolla	92037	0.10
Anderson Outpatient Pavilion	APCD2008-SITE-06400	La Jolla	92037	1.26
HCP Torrey Pines LLC	APCD2008-SITE-06478	La Jolla	92037	2.28
HCP TPSP, LLC	APCD2008-SITE-06495	La Jolla	92037	10.23
West Wireless Health Institute	APCD2009-SITE-00245	La Jolla	92037	1.46
City of San Diego Water Dept	APCD2010-SITE-00318	La Jolla	92037	7.94
Sanford Consortium for Regenerative Medicine	APCD2010-SITE-00487	La Jolla	92037	47.36

Facility Name	APCD Record ID	City	Zip	Emissions (Pounds/Year)
NOAA Southwest Fisheries Science Center	APCD2011-SITE-00738	La Jolla	92037	12.59
J Craig Venter Institute	APCD2012-SITE-01058	La Jolla	92037	8.82
Five Star Collision Center Corp	APCD1976-SITE-01275	La Mesa	91941	89.77
SBC	APCD1981-SITE-02082	La Mesa	91941	47.46
7 Eleven #13664	APCD1982-SITE-01099	La Mesa	91941	67.68
Bob Stall Cheverlot	APCD1996-SITE-09658	La Mesa	91941	307.01
Elite Auto Collision Repair Center	APCD1999-SITE-03727	La Mesa	91941	628.39
AT&T Mobility Spring Valley 14493	APCD2004-SITE-05189	La Mesa	91941	0.92
City Of La Mesa Fire Station #11	APCD2005-SITE-05811	La Mesa	91941	7.83
City of La Mesa Police Dept	APCD2008-SITE-06522	La Mesa	91941	4.14
City of La Mesa	APCD2009-SITE-06586	La Mesa	91941	12.65
The Springs Apartments	APCD2011-SITE-00874	La Mesa	91941	2.48
Helix Water District	APCD2012-SITE-00985	La Mesa	91941	0.12
Community Convalescent Hospital of La Mesa	APCD1976-SITE-00268	La Mesa	91942	1.43
Penske Ford	APCD1976-SITE-00553	La Mesa	91942	657.58
SD City of Water Department	APCD1976-SITE-01396	La Mesa	91942	86.56
Carrillo Auto Body, La Mesa	APCD1980-SITE-02508	La Mesa	91942	263.92
City of La Mesa Public Works	APCD1981-SITE-00790	La Mesa	91942	1.22
Tesoro Refining & Marketing Co	APCD1981-SITE-02629	La Mesa	91942	103.14
Tesoro (USA) #63065	APCD1982-SITE-00874	La Mesa	91942	78.31
Tesoro #63121	APCD1982-SITE-00906	La Mesa	91942	95.36

Facility Name	APCD Record ID	City	Zip	Emissions (Pounds/Year)
Tesoro Refining and Marketing (USA)	APCD1983-SITE-00914	La Mesa	91942	93.46
Davey Auto Body Inc.	APCD1991-SITE-01526	La Mesa	91942	628.39
Automobile Club Of Southern California	APCD1995-SITE-09142	La Mesa	91942	4.64
Caliber Collision Center	APCD2001-SITE-04238	La Mesa	91942	2369.21
Sid's Auto Body	APCD2002-SITE-04589	La Mesa	91942	515.28
Target	APCD2004-SITE-09133	La Mesa	91942	0.63
MACYS #044	APCD2005-SITE-05484	La Mesa	91942	2.24
Grossmont Surgery Center	APCD2005-SITE-05734	La Mesa	91942	2.99
Grossmont Gardens	APCD2006-SITE-06003	La Mesa	91942	2.93
Wins Auto Repair & Body	APCD2011-SITE-00629	La Mesa	91942	628.39
Generations Health Care	APCD2011-SITE-00680	La Mesa	91942	4.67
La Mesa City of Fire Dept	APCD2011-SITE-00899	La Mesa	91942	10.14
Helix Water	APCD2013-SITE-01374	La Mesa	91942	0.15
BH-SD OPCO, LLC DBA: Alvarado Parkway Institute	APCD2013-SITE-01460	La Mesa	91942	1.47
7 Eleven Food Stores	APCD1977-SITE-01098	Lakeside	92040	40.49
Rodeo Auto Center & Sales	APCD1980-SITE-01434	Lakeside	92040	341.13
El Capitan High School	APCD1980-SITE-01732	Lakeside	92040	2.24
7 Eleven Food Stores	APCD1981-SITE-01623	Lakeside	92040	42.57
Tesoro Refining and Marketing (USA)	APCD1981-SITE-02324	Lakeside	92040	71.17
7 Eleven #22481	APCD1981-SITE-02793	Lakeside	92040	87.68
Lakeside Petroleum Inc	APCD1982-SITE-02584	Lakeside	92040	87.68

Facility Name	APCD Record ID	City	Zip	Emissions (Pounds/Year)
7 Eleven Food Stores #26651	APCD1986-SITE-06734	Lakeside	92040	87.68
Enniss Inc	APCD1987-SITE-07155	Lakeside	92040	2.10
Helix Water District	APCD1989-SITE-07523	Lakeside	92040	151.57
Hanson Aggregates Pacific Southwest Inc	APCD1994-SITE-08947	Lakeside	92040	46.44
Lakeside Auto Body & Paint	APCD1995-SITE-09076	Lakeside	92040	628.39
Pacific Bell	APCD1998-SITE-10447	Lakeside	92040	33.92
Ahern Rentals	APCD1999-SITE-03701	Lakeside	92040	412.94
Verizon Wireless	APCD2002-SITE-04705	Lakeside	92040	1.28
Verizon Wireless	APCD2004-SITE-05159	Lakeside	92040	3.65
B&B Equipment Rental by RDO Equipment Co	APCD2004-SITE-05445	Lakeside	92040	109.97
Padre Dam Municipal Water District	APCD2005-SITE-05656	Lakeside	92040	7.18
Marathon Land & Cattle Co Inc	APCD2008-SITE-06418	Lakeside	92040	3.28
San Diego County Water Authority	APCD2008-SITE-06519	Lakeside	92040	2.32
Global Power Group	APCD2010-SITE-00349	Lakeside	92040	56.01
Lakeside Fire Protection District	APCD2011-SITE-00634	Lakeside	92040	2.64
City of San Diego-Public Utilities Dept (Water Branch)	APCD2011-SITE-00721	Lakeside	92040	4.02
Mapleview Collision Center	APCD2011-SITE-00752	Lakeside	92040	107.72
Inland Pacific Resource Recovery	APCD2014-SITE-01548	Lakeside	92040	622.33
Inland Pacific Resource Recovery	APCD2014-SITE-01549	Lakeside	92040	106.83
Eagle Dismantling, Inc. LLC	APCD2016-SITE-02062	Lakeside	92040	4.84
SD County Dept Of General Svcs Facility	APCD2005-SITE-01913	Lakeside	92040	1.08

Facility Name	APCD Record ID	City	Zip	Emissions (Pounds/Year)
SD County	APCD2008-SITE-06385	Lakeside	92040	1.47
Lemon Grove Care & Rehab	APCD1976-SITE-00123	Lemon Grove	91945	4.02
Clean Express	APCD1976-SITE-00533	Lemon Grove	91945	67.30
Tesoro Refining and Marketing (USA)	APCD1981-SITE-02313	Lemon Grove	91945	118.86
Chevron	APCD1982-SITE-02571	Lemon Grove	91945	136.48
Tesoro Refining & Marketing Co., LLC	APCD1983-SITE-00892	Lemon Grove	91945	96.94
Magic Auto Body of Lemon Grove Inc	APCD1984-SITE-00433	Lemon Grove	91945	116.70
Tesoro/USA Site #68148	APCD1984-SITE-00829	Lemon Grove	91945	63.93
Collision Experts	APCD1984-SITE-03288	Lemon Grove	91945	628.39
Fix Auto Lemon Grove Inc	APCD1985-SITE-03668	Lemon Grove	91945	212.47
Speedway Auto Body & Paint	APCD1993-SITE-08857	Lemon Grove	91945	628.39
Lemon Grove School District	APCD2003-SITE-04785	Lemon Grove	91945	8.86
AT&T Mobility Lemon Grove 14468	APCD2004-SITE-05181	Lemon Grove	91945	1.78
THE HOME DEPOT #0659	APCD2004-SITE-05361	Lemon Grove	91945	10.07
Lemon Grove Fire Station #10	APCD2007-SITE-06150	Lemon Grove	91945	0.05
Grove Auto Body Inc	APCD2008-SITE-06396	Lemon Grove	91945	628.39
Food 4 Less Fuel Center #318	APCD2009-SITE-00255	Lemon Grove	91945	87.68
Lemon Grove Truck Body & Equipment	APCD2009-SITE-06566	Lemon Grove	91945	2513.56
Chevron	APCD1982-SITE-02537	Leucadia	92024	130.28
Leucadia Auto Body Inc	APCD1985-SITE-02861	Leucadia	92024	628.39
SBC CA	APCD2003-SITE-04801	Mount Laguna	91948	1.46

Facility Name	APCD Record ID	City	Zip	Emissions (Pounds/Year)
SD CO -Laguna RD PR3027	APCD2005-SITE-01916	Mount Laguna	91948	3.21
Federal Aviation Administration	APCD2005-SITE-05623	Mt Laguna	91948	7.90
Friendship Manor Nursing & Rehab Center	APCD1976-SITE-00084	National City	91950	1.77
MAACO	APCD1976-SITE-00417	National City	91950	1956.99
Zook's Earl Scheib Inc	APCD1976-SITE-00424	National City	91950	628.39
A and G Collision Center	APCD1976-SITE-01356	National City	91950	628.39
Service King Paint & Body, LLC	APCD1978-SITE-00856	National City	91950	183.13
ARRT Gas Inc	APCD1981-SITE-00708	National City	91950	87.68
Thrifty Oil #63105	APCD1981-SITE-00887	National City	91950	97.88
Highland Mobile	APCD1981-SITE-02428	National City	91950	87.68
National City Shell	APCD1982-SITE-00709	National City	91950	87.68
Thrifty Oil #63110	APCD1982-SITE-00891	National City	91950	141.10
Tesoro Refining & Marketing Co	APCD1982-SITE-00893	National City	91950	92.57
Southbay Volkswagen	APCD1984-SITE-03446	National City	91950	80.79
Greenwald's Auto Body & Frame Work	APCD1986-SITE-06780	National City	91950	798.95
Pasha Automotive Services	APCD1991-SITE-08183	National City	91950	1364.51
Pacific Bell	APCD1991-SITE-08294	National City	91950	11.66
Bayview Tower	APCD1992-SITE-08437	National City	91950	7.00
National City Of	APCD1992-SITE-08572	National City	91950	1.03
J & A Auto Body and Paint	APCD1993-SITE-08881	National City	91950	628.39
CA Auto Body & Frame	APCD1996-SITE-09408	National City	91950	628.39

Facility Name	APCD Record ID	City	Zip	Emissions (Pounds/Year)
Sweetwater Authority Water District	APCD1997-SITE-10173	National City	91950	0.85
Clarion Hotel National City San Diego South	APCD1997-SITE-10265	National City	91950	5.42
Extra Container Corp	APCD1997-SITE-10288	National City	91950	628.39
Sweetwater Authority	APCD1998-SITE-10388	National City	91950	0.19
Service King Paint & Body, LLC	APCD2000-SITE-03791	National City	91950	197.49
SD Unified Port District	APCD2002-SITE-04742	National City	91950	93.05
National City Of Fire Station #31	APCD2003-SITE-04846	National City	91950	2.46
National City City Of	APCD2003-SITE-05083	National City	91950	0.53
JC Penney Co	APCD2004-SITE-05331	National City	91950	0.07
Macy's	APCD2005-SITE-05548	National City	91950	1.81
National City Fire Department Headquarter #34	APCD2005-SITE-05597	National City	91950	5.26
Castle Manor Nursing & Rehabilitation Center	APCD2005-SITE-05648	National City	91950	2.45
Kimball Tower	APCD2006-SITE-05893	National City	91950	2.56
Morgan Tower	APCD2006-SITE-05894	National City	91950	19.71
Mossy Collision Center	APCD2007-SITE-06286	National City	91950	1642.79
Paradise Village	APCD2008-SITE-06403	National City	91950	20.99
Caliber Collision Centers	APCD2008-SITE-06419	National City	91950	1464.10
CHM Hotels Inc	APCD2009-SITE-06543	National City	91950	0.98
Qwik Korner	APCD2009-SITE-06570	National City	91950	87.68
Plaza Bonita Mall	APCD2010-SITE-00345	National City	91950	5.79
San Diego Unified Port District	APCD2012-SITE-01044	National City	91950	0.88

Facility Name	APCD Record ID	City	Zip	Emissions (Pounds/Year)
COSTCO Wholesale	APCD2008-SITE-06427	National City	91950	6.05
North County Auto Body	APCD1976-SITE-01369	Oceanside	92054	581.71
Fix Auto - Oceanside	APCD1976-SITE-01592	Oceanside	92054	1382.46
Oceanside Harbor Fuel Dock & Mini Mart Inc	APCD1978-SITE-00940	Oceanside	92054	87.68
Beaudrys Complete Auto Repair	APCD1978-SITE-01494	Oceanside	92054	362.67
Terry's Auto Body	APCD1978-SITE-01515	Oceanside	92054	628.39
7-ELEVEN 20342C	APCD1981-SITE-01287	Oceanside	92054	87.68
G&M Oil Co	APCD1981-SITE-02278	Oceanside	92054	424.51
Oceanside Mobil	APCD1981-SITE-02365	Oceanside	92054	87.68
Circle K #2211244	APCD1981-SITE-02406	Oceanside	92054	63.07
Chevron USA Inc	APCD1981-SITE-02608	Oceanside	92054	174.48
7 Eleven Food Stores #26190	APCD1985-SITE-06676	Oceanside	92054	87.68
Exclusive Autobody Repair	APCD1990-SITE-03690	Oceanside	92054	628.39
S&T Auto Body & Paint	APCD1992-SITE-08210	Oceanside	92054	628.39
City of Oceanside Public Works	APCD1992-SITE-08491	Oceanside	92054	3.03
Central Automotive	APCD1996-SITE-09545	Oceanside	92054	451.09
Rowley Chevron	APCD1996-SITE-09790	Oceanside	92054	11197.46
Cox Communications-Oceanside MTC	APCD1997-SITE-09897	Oceanside	92054	21.02
Oceanside City Dept of Water Utilities	APCD1997-SITE-09983	Oceanside	92054	4.57
Oceanside City Dept of Water Utilities	APCD1997-SITE-09984	Oceanside	92054	8.33
Evergreen Nursery	APCD2001-SITE-04336	Oceanside	92054	240.91

Facility Name	APCD Record ID	City	Zip	Emissions (Pounds/Year)
Oceanside City of Utilities	APCD2002-SITE-04620	Oceanside	92054	7.52
Oceanside City Of Water Utilities Dept	APCD2002-SITE-04633	Oceanside	92054	0.74
Quarry Creek Chevron and Car Wash	APCD2002-SITE-04675	Oceanside	92054	87.68
AT&T Oceanside	APCD2004-SITE-05137	Oceanside	92054	2.60
Oceans Eleven Casino	APCD2006-SITE-06086	Oceanside	92054	7.43
Wyndham Vacation Resorts Inc	APCD2007-SITE-06175	Oceanside	92054	4.26
Advance Paint & Body Elite	APCD2008-SITE-06511	Oceanside	92054	4.49
North County Transit	APCD2010-SITE-00331	Oceanside	92054	3.13
Color Crafters	APCD2010-SITE-00519	Oceanside	92054	628.39
City of Oceanside - Water Utilities Dept. Well #10	APCD2010-SITE-00529	Oceanside	92054	0.23
7 Day Auto Body	APCD2010-SITE-00560	Oceanside	92054	628.39
SOS Customz	APCD2011-SITE-00896	Oceanside	92054	62.84
Oceanside Springhill Suites	APCD2013-SITE-01311	Oceanside	92054	2.05
Pro Custom	APCD2015-SITE-01909	Oceanside	92054	628.39
Plaza Drive Arco	APCD1986-SITE-06983	Oceanside	92056	87.68
Caliber Collision Centers	APCD1996-SITE-09446	Oceanside	92056	1064.62
Oceanside City of Water Util Southridge Lift Sta	APCD1997-SITE-09985	Oceanside	92056	3.12
Oceanside City Dept of Water Utilities	APCD1997-SITE-09986	Oceanside	92056	2.83
Circle K # 2709478	APCD1997-SITE-10011	Oceanside	92056	164.23
Gilead Sciences Inc	APCD2002-SITE-04585	Oceanside	92056	35.70
Oceanside City of Water Utilities	APCD2002-SITE-04617	Oceanside	92056	3.61

Facility Name	APCD Record ID	City	Zip	Emissions (Pounds/Year)
City of Oceanside Water Utilities Dept	APCD2002-SITE-04618	Oceanside	92056	3.81
City of Oceanside Water Utilities	APCD2002-SITE-04619	Oceanside	92056	0.02
AT&T Mobility El Camino Real 14507	APCD2004-SITE-05172	Oceanside	92056	1.17
North Coast Surgery Center	APCD2005-SITE-05473	Oceanside	92056	8.80
FMC Dialysis Services Of North Coast	APCD2005-SITE-05474	Oceanside	92056	3.16
City of Oceanside	APCD2005-SITE-05494	Oceanside	92056	2.39
Quarry Creek Shopping Centers OA	APCD2005-SITE-05553	Oceanside	92056	0.41
Center For Endoscopy The	APCD2005-SITE-05644	Oceanside	92056	5.78
THE HOME DEPOT	APCD2005-SITE-05672	Oceanside	92056	3.95
City of Oceanside	APCD2007-SITE-06323	Oceanside	92056	0.89
Oceanside City of Fire Dept	APCD2008-SITE-06482	Oceanside	92056	1.14
Cole of Oceanside CA, LP	APCD2009-SITE-06615	Oceanside	92056	2.96
Pacific Marine Credit Union	APCD2010-SITE-00347	Oceanside	92056	10.41
Gilead Sciences, Inc.	APCD2010-SITE-00426	Oceanside	92056	81.18
Monterey Financial Services	APCD2012-SITE-00955	Oceanside	92056	2.15
Gilead Sciences	APCD2012-SITE-01088	Oceanside	92056	0.62
La Paloma Healthcare	APCD2015-SITE-01997	Oceanside	92056	7.02
FedEx Ground	APCD2015-SITE-02046	Oceanside	92056	0.81
SD Auto Auction Inc	APCD1992-SITE-08436	Oceanside	92057	17.95
Chevron USA Inc	APCD1995-SITE-09239	Oceanside	92057	131.04
7 Eleven Corporation	APCD2000-SITE-04000	Oceanside	92057	87.68

Facility Name	APCD Record ID	City	Zip	Emissions (Pounds/Year)
Lowes HIW Inc	APCD2002-SITE-04471	Oceanside	92057	19.44
HOME DEPOT, THE #1018 (North Oceanside)	APCD2004-SITE-05333	Oceanside	92057	14.55
North County Transit District	APCD2013-SITE-01442	Oceanside	92057	6.84
Bussey's Automotive Service Inc	APCD1976-SITE-00382	Oceanside	92058	17.95
MAACO Collision Repair and Auto Painting	APCD1978-SITE-01329	Oceanside	92058	1048.52
North County Transit District	APCD1980-SITE-01354	Oceanside	92058	1258.69
7-Eleven #35885	APCD1982-SITE-02680	Oceanside	92058	87.68
Oceanside City Of Water Utilities	APCD1990-SITE-07827	Oceanside	92058	4.83
Pacific Bell	APCD1994-SITE-08891	Oceanside	92058	45.81
City of Oceanside	APCD1997-SITE-01111	Oceanside	92058	5.98
City of Oceanside Water Util Pilgrim Crk Lift Sta	APCD1997-SITE-09982	Oceanside	92058	5.57
City of Oceanside	APCD1997-SITE-10196	Oceanside	92058	7.26
Oceanside Police Department	APCD1999-SITE-10792	Oceanside	92058	13.39
Level 3 Communications	APCD2000-SITE-03805	Oceanside	92058	4.82
City of Oceanside	APCD2002-SITE-04466	Oceanside	92058	11.72
Lens Auto Body & Paint Inc	APCD2002-SITE-04583	Oceanside	92058	1249.60
Oceanside City Of Water Utilities Mar Lado Lift St	APCD2003-SITE-04857	Oceanside	92058	3.63
Chris Amatos Body Werks	APCD2003-SITE-04961	Oceanside	92058	628.39
Verizon Wireless	APCD2003-SITE-05013	Oceanside	92058	2.33
AT&T Mobility Oceanside 23168	APCD2004-SITE-05180	Oceanside	92058	3.45
City of Oceanside Water Utilities Dept	APCD2004-SITE-05365	Oceanside	92058	2.40

Facility Name	APCD Record ID	City	Zip	Emissions (Pounds/Year)
Oceanside Collision Center	APCD2009-SITE-00240	Oceanside	92058	531.44
North County Transit District	APCD2009-SITE-06617	Oceanside	92058	1.91
Nitto Denko Technical Corporation	APCD2004-SITE-05133	Oceanside	92058	44.42
MiraCosta College	APCD1978-SITE-02459	Oceanside	92056	5.53
Sprint Communications	APCD2009-SITE-00237	Pala	92059	1.10
SD CO of Public Works	APCD2008-SITE-01134	Palomar Mountain	92060	0.85
Palomar Baptist Camp Inc	APCD2014-SITE-01655	Palomar Mountain	92060	20.67
CA Institute of Technology	APCD1995-SITE-09082	Palomar Mountain	92060	25.15
Pauma Valley Country Club	APCD1981-SITE-01166	Pauma Valley	92061	3.63
Pacific Bell Pala	APCD1997-SITE-10261	Pauma Valley	92061	4.63
Rancho Pauma Mutual Water Company	APCD2005-SITE-05480	Pauma Valley	92061	1.70
Yuima Municipal Water District	APCD2005-SITE-05744	Pauma Valley	92061	3.56
Rancho Pauma Mutual Water Company	APCD2009-SITE-00223	Pauma Valley	92061	2.24
Pauma Valley Community Services District	APCD2013-SITE-01368	Pauma Valley	92061	4.02
AT&T Mobility	APCD2013-SITE-01493	Pauma Valley	92061	1.65
SDG&E CO	APCD1989-SITE-07486	Pine Valley	91962	3.84
Qwest Communications LLC DBA CenturyLink QCC	APCD2000-SITE-03865	Pine Valley	91962	2.00
Level 3 Communications	APCD2001-SITE-04308	Pine Valley	91962	8.51
SBC California	APCD2003-SITE-04806	Pine Valley	91962	2.19
US Border Patrol	APCD2007-SITE-05955	Pine Valley	91962	3.45
Pine Valley Sheriff Substation	APCD2013-SITE-01484	Pine Valley	91962	1.60

Facility Name	APCD Record ID	City	Zip	Emissions (Pounds/Year)
Millenium Fire Protection Corporation	APCD2014-SITE-01767	Pine Valley	91962	0.18
Verizon Wireless	APCD2002-SITE-04523	Potrero	91963	13.73
El Dorado Collision Center	APCD1976-SITE-00607	Poway	92064	251.36
City of Poway	APCD1976-SITE-02352	Poway	92064	0.60
Poway Valley Collision	APCD1979-SITE-00632	Poway	92064	631.98
Uhaul Poway Center 717 81	APCD1982-SITE-02902	Poway	92064	5.39
Auto Body Excellence Inc	APCD1982-SITE-03142	Poway	92064	912.94
7 Eleven #26182	APCD1986-SITE-06732	Poway	92064	87.68
Circle K # 2709457	APCD1990-SITE-07923	Poway	92064	154.02
Poway City Of	APCD1995-SITE-09086	Poway	92064	5.90
Poway City Dept of Public Services	APCD1995-SITE-09211	Poway	92064	23.47
Pacific Bell	APCD1998-SITE-10454	Poway	92064	7.97
Government Employees Insurance Company	APCD1999-SITE-03745	Poway	92064	243.59
Chevron #20 7541	APCD1999-SITE-10615	Poway	92064	105.04
Cox Communications-Poway MTC	APCD1999-SITE-10852	Poway	92064	12.35
General Atomics Aeronautical Systems	APCD2000-SITE-03749	Poway	92064	29.41
City of Poway	APCD2000-SITE-03803	Poway	92064	0.49
Sysco Food Services of San Diego Inc	APCD2000-SITE-03944	Poway	92064	58.01
Poway City Of	APCD2001-SITE-04182	Poway	92064	0.12
Mitchell Repair	APCD2001-SITE-04228	Poway	92064	16.35
General Atomics ASI (GA-ASI)	APCD2001-SITE-04273	Poway	92064	9.38

Facility Name	APCD Record ID	City	Zip	Emissions (Pounds/Year)
Poway City of	APCD2001-SITE-04392	Poway	92064	0.08
Verizon Wireless	APCD2003-SITE-04897	Poway	92064	0.99
Neal Electric Corp	APCD2003-SITE-04964	Poway	92064	1.66
City of Poway	APCD2004-SITE-05147	Poway	92064	1.31
AT&T Mobility Poway 14535	APCD2004-SITE-05182	Poway	92064	1.61
The Home Depot	APCD2004-SITE-05214	Poway	92064	13.39
Poway City Of	APCD2004-SITE-05429	Poway	92064	0.83
Poway Health Care Center	APCD2005-SITE-05653	Poway	92064	2.77
Poway Surgery Center	APCD2005-SITE-05664	Poway	92064	2.64
City of Poway	APCD2005-SITE-05769	Poway	92064	0.87
PDP Pomerado LLC	APCD2006-SITE-06052	Poway	92064	10.25
Clean Air Power Inc	APCD2007-SITE-06148	Poway	92064	16.80
Corovan Moving and Storage	APCD2008-SITE-06353	Poway	92064	0.95
City of Poway	APCD2009-SITE-00278	Poway	92064	2.61
General Atomics	APCD2010-SITE-00329	Poway	92064	19.38
City of Poway PW	APCD2011-SITE-00621	Poway	92064	2.81
City of Poway	APCD2011-SITE-00667	Poway	92064	0.26
City of Poway	APCD2011-SITE-00669	Poway	92064	0.22
Chrome Collision	APCD2011-SITE-00688	Poway	92064	1393.20
General Atomics Aeronautical Systems Inc	APCD2011-SITE-00698	Poway	92064	10.30
Bay City Electric Works	APCD2011-SITE-00809	Poway	92064	56.01

Facility Name	APCD Record ID	City	Zip	Emissions (Pounds/Year)
Delta Design	APCD2013-SITE-01486	Poway	92064	4.32
General Atomics	APCD2013-SITE-01528	Poway	92064	17.51
Lowe's, HIW, Inc	APCD2014-SITE-01570	Poway	92064	11.93
Ramona Body Shop	APCD1976-SITE-01397	Ramona	92065	278.29
Ramona Valero	APCD1981-SITE-02623	Ramona	92065	87.68
7 Eleven #20211	APCD1982-SITE-00266	Ramona	92065	87.68
Circle K Stores Inc #2970	APCD1982-SITE-01890	Ramona	92065	67.79
Country Wine & Spirits	APCD1983-SITE-01894	Ramona	92065	87.68
Ramona Municipal Water District	APCD1990-SITE-07725	Ramona	92065	11.54
Valley Truck & RV Painting Inc	APCD1993-SITE-07561	Ramona	92065	628.39
Ramona Municipal Water District	APCD1993-SITE-08646	Ramona	92065	6.84
Basels Body and Frame	APCD1997-SITE-09875	Ramona	92065	98.75
Pacific Bell	APCD1998-SITE-10448	Ramona	92065	12.00
Sun Valley Body & Paint	APCD2001-SITE-04263	Ramona	92065	44.89
Ramona Municipal Water District	APCD2001-SITE-04370	Ramona	92065	1.71
Ramona Municipal Water District	APCD2001-SITE-04371	Ramona	92065	3.86
SDG&E	APCD2002-SITE-04576	Ramona	92065	1.97
Verizon Wireless	APCD2002-SITE-04704	Ramona	92065	1.65
SBC Pacific Bell	APCD2004-SITE-05132	Ramona	92065	0.41
Verizon Wireless	APCD2004-SITE-05160	Ramona	92065	4.72
AT&T Mobility Country Estates 1454	APCD2004-SITE-05186	Ramona	92065	1.48

Facility Name	APCD Record ID	City	Zip	Emissions (Pounds/Year)
SDG&E	APCD2004-SITE-05349	Ramona	92065	2.60
Ramona Municipal Water District	APCD2005-SITE-05770	Ramona	92065	3.37
SD CO Of	APCD2006-SITE-05941	Ramona	92065	3.88
Ramona Municipal Water District	APCD2006-SITE-05993	Ramona	92065	3.10
Ramona Airport	APCD2013-SITE-01462	Ramona	92065	4.26
Ramona Municipal Water District	APCD2015-SITE-01840	Ramona	92065	11.37
EMD Millipore Corp	APCD2011-SITE-00865	Ramona	95065	2.42
CA ST DEPT OF FORESTRY RAMONA AIR BASIN	APCD1985-SITE-03691	Ramona	92065	4.23
Rancho Santa Fe Community Serv Dist	APCD2001-SITE-04131	Rancho Bernardo	92127	18.72
Pacific Bell	APCD1982-SITE-03184	Rancho Santa Fe	92067	8.52
Whispering Palms Water Pollution	APCD1991-SITE-08129	Rancho Santa Fe	92067	11.74
Rancho Santa Fe Community Serv Dist	APCD1991-SITE-08257	Rancho Santa Fe	92067	1.01
Santa Fe Irrigation District	APCD1993-SITE-08622	Rancho Santa Fe	92067	6.51
Santa Fe Irrigation District	APCD1994-SITE-08999	Rancho Santa Fe	92067	2.22
Fairbanks Ranch Community SVC DIST	APCD1994-SITE-09029	Rancho Santa Fe	92067	6.36
Olivenhain Municipal Water District	APCD2001-SITE-04229	Rancho Santa Fe	92067	2.43
Rancho Santa Fe Fire Protection District	APCD2001-SITE-04282	Rancho Santa Fe	92067	15.70
Rancho Santa Fe Community Services District	APCD2002-SITE-04625	Rancho Santa Fe	92067	4.81
Rancho Santa Fe FPD	APCD2002-SITE-04760	Rancho Santa Fe	92067	2.18
North County Dispatch JPA	APCD2002-SITE-04769	Rancho Santa Fe	92067	25.10
Olivenhain Rancho Cielo Sewer	APCD2003-SITE-04935	Rancho Santa Fe	92067	7.32

Facility Name	APCD Record ID	City	Zip	Emissions (Pounds/Year)
Olivenhain Municipal Water District	APCD2005-SITE-05796	Rancho Santa Fe	92067	16.49
Rancho Sante Fe Community Serv Dist	APCD2005-SITE-05825	Rancho Santa Fe	92067	1.32
Rancho Santa Fe Community Services Dist	APCD2005-SITE-05831	Rancho Santa Fe	92067	0.63
Rancho Santa Fe Community Services Dist	APCD2005-SITE-05832	Rancho Santa Fe	92067	2.16
Rancho Santa Fe Community SVCS Dist	APCD2006-SITE-05849	Rancho Santa Fe	92067	0.43
Olivenhain Municipal Water District	APCD2007-SITE-06127	Rancho Santa Fe	92067	13.68
Helen Woodward Animal Center	APCD2010-SITE-00490	Rancho Santa Fe	92067	2.96
Rancho Santa Fe Fire Protection District	APCD2010-SITE-00546	Rancho Santa Fe	92067	14.57
Rancho Valencia Hotel	APCD2012-SITE-01114	Rancho Santa Fe	92067	2.63
Rancho Santa Fe Community Serv District	APCD2005-SITE-05821	Rancho Santa Fe	92067	0.53
Rancho Santa Fe Community Serv District	APCD2005-SITE-05822	Rancho Santa Fe	92067	0.87
Rancho Santa Fe Community Serv District	APCD2005-SITE-05823	Rancho Santa Fe	92067	0.94
Rancho Santa Fe Community Serv District	APCD2005-SITE-05824	Rancho Santa Fe	92067	0.52
Rancho Santa Fe Community Serv District	APCD2005-SITE-05826	Rancho Santa Fe	92067	1.14
Rancho Santa Fe Community Serv District	APCD2005-SITE-05827	Rancho Santa Fe	92067	1.23
Rancho Santa Fe Community Serv District	APCD2005-SITE-05828	Rancho Santa Fe	92067	0.60
Rancho Santa Fe Community Serv District	APCD2005-SITE-05829	Rancho Santa Fe	92067	2.83
Rancho Santa Fe Community Serv District	APCD2005-SITE-05830	Rancho Santa Fe	92067	0.49
US Customs & Border Protection	APCD2002-SITE-04493	San Clemente	92674	8.13
SDG&E Suncrest Substation	APCD2012-SITE-00977	San Diego	91901	0.80
US Border Patrol	APCD2012-SITE-00935	San Diego	91962	3.99

Facility Name	APCD Record ID	City	Zip	Emissions (Pounds/Year)
Colors On Parade	APCD2008-SITE-06423	San Diego	92000	48.48
Great Lakes Dredge and Dock Hopper Dredges	APCD2011-SITE-00857	San Diego	92000	0.00
County Courthouse JCC #37-A1	APCD1984-SITE-03344	San Diego	92020	9.96
Circle K Stores Inc., Site 2211240	APCD1981-SITE-01892	San Diego	92037	215.51
Pacific Bell	APCD1982-SITE-03075	San Diego	92037	19.12
Doubletree by Hilton San Diego Mission Valley	APCD1989-SITE-07588	San Diego	92037	20.52
Scripps Memorial Hospital	APCD1992-SITE-08428	San Diego	92037	85.64
La Jolla Village Square	APCD1994-SITE-08956	San Diego	92037	0.00
IRVINE CO THE	APCD2001-SITE-04426	SAN DIEGO	92037	132.53
Midwest Television Inc FMB TV	APCD2003-SITE-04937	San Diego	92037	1.36
Charter Communications	APCD2004-SITE-05109	San Diego	92037	4.21
Charter Communications	APCD2004-SITE-05117	San Diego	92037	4.20
AT&T Mobility Soledad 14503	APCD2004-SITE-05188	San Diego	92037	1.15
CBS Radio	APCD2012-SITE-01106	San Diego	92037	2.42
El Cortez Owners Association	APCD1976-SITE-00058	San Diego	92101	6.66
SD City College	APCD1976-SITE-00176	San Diego	92101	2.39
Bell Cleaners	APCD1976-SITE-00556	San Diego	92101	673.00
Fix Auto Downtown San Diego, Inc.	APCD1976-SITE-01315	San Diego	92101	628.39
Westgate Hotel	APCD1976-SITE-01323	San Diego	92101	30.37
Metropolitan Transit Dev Board	APCD1976-SITE-01349	San Diego	92101	211.35
Tesoro Refining & Marketing Company LLC	APCD1981-SITE-00743	San Diego	92101	96.87

Facility Name	APCD Record ID	City	Zip	Emissions (Pounds/Year)
Pacific Bell	APCD1981-SITE-02067	San Diego	92101	54.14
Alden Farris Inc	APCD1981-SITE-02903	San Diego	92101	628.39
CA ST of Office Building	APCD1981-SITE-03094	San Diego	92101	9.37
The City of San Diego	APCD1982-SITE-00300	San Diego	92101	25.00
Beech Street Inc.	APCD1982-SITE-03217	San Diego	92101	0.00
SD Marriott Hotel & Marina	APCD1984-SITE-03397	San Diego	92101	45.14
SD City of Police Dept	APCD1986-SITE-06783	San Diego	92101	7.99
US Sprint	APCD1987-SITE-07227	San Diego	92101	16.52
US Grant Hotel	APCD1989-SITE-07574	San Diego	92101	5.38
TKOS I, LLC c/o BBL Inc	APCD1989-SITE-07598	San Diego	92101	17.26
Declan Suites San Diego	APCD1989-SITE-07630	San Diego	92101	46.33
SD Convention Center Corp	APCD1989-SITE-07641	San Diego	92101	200.01
550 Corporate Center Investment Group Inc	APCD1989-SITE-07656	San Diego	92101	70.94
The Irvine Company (Symphony Towers)	APCD1990-SITE-07631	San Diego	92101	77.48
Emerald Plaza	APCD1990-SITE-07668	San Diego	92101	255.08
Doubletree by Hilton Hotel Downtown	APCD1990-SITE-07682	San Diego	92101	32.11
Wyndham San Diego Bayside	APCD1991-SITE-08055	San Diego	92101	18.87
Civic Center Plaza	APCD1992-SITE-08329	San Diego	92101	6.67
Sheraton Harbor Island Hotel	APCD1992-SITE-08361	San Diego	92101	15.74
Cityfront Terrace Homeowners Assn	APCD1992-SITE-08458	San Diego	92101	25.81
Lamden Family Trust	APCD1992-SITE-08461	San Diego	92101	6.27

Facility Name	APCD Record ID	City	Zip	Emissions (Pounds/Year)
Proxima 701 LLC	APCD1993-SITE-08714	San Diego	92101	22.56
General Services Administration	APCD1993-SITE-08736	San Diego	92101	41.76
Sheraton Harbor Island Hotel	APCD1994-SITE-08362	San Diego	92101	8.07
Embassy Suites Hotel	APCD1994-SITE-08948	San Diego	92101	6.43
Tower 180 Owner LLC	APCD1994-SITE-09008	San Diego	92101	28.56
SD Co of Central Jail PR0090	APCD1995-SITE-09193	San Diego	92101	77.34
One Harbor Drive Residential Assoc	APCD1995-SITE-09194	San Diego	92101	14.03
Federal Aviation Administration Lindberg	APCD1995-SITE-09204	San Diego	92101	128.73
Irvine Company The	APCD1995-SITE-09223	San Diego	92101	22.39
Mesa Investment LLC	APCD1996-SITE-09392	San Diego	92101	74.31
Silvercrest Residence	APCD1996-SITE-09645	San Diego	92101	6.71
The Irvine Company LLC	APCD1997-SITE-09861	San Diego	92101	140.65
Jamison Services LLC	APCD1997-SITE-09888	San Diego	92101	5.10
One Ten Investors LLC	APCD1997-SITE-09896	San Diego	92101	28.34
Hines 525 B St LP	APCD1997-SITE-09908	San Diego	92101	4.98
West Ash Operating LLC	APCD1997-SITE-09922	San Diego	92101	2.68
SD Unified Port District	APCD1997-SITE-09926	San Diego	92101	12.71
Univision Radio San Diego Inc	APCD1997-SITE-09958	San Diego	92101	3.77
Broadway Lexington LLC	APCD1997-SITE-09994	San Diego	92101	12.16
The Irvine Co	APCD1998-SITE-10500	San Diego	92101	36.11
Marriott San Diego Gaslamp Quater	APCD1998-SITE-10532	San Diego	92101	22.48

Facility Name	APCD Record ID	City	Zip	Emissions (Pounds/Year)
Proxima 707 LLC	APCD1998-SITE-10534	San Diego	92101	14.11
AG-LO 600B, LP	APCD1998-SITE-10538	San Diego	92101	9.56
Best Western Bayside Inn	APCD1998-SITE-10539	San Diego	92101	7.32
SD Regional Building Authority	APCD1998-SITE-10552	San Diego	92101	10.68
Meridian Master Assoc	APCD1998-SITE-10557	San Diego	92101	19.36
Columbia Square	APCD1998-SITE-10560	San Diego	92101	10.13
Bosa California Investment LP	APCD1998-SITE-10561	San Diego	92101	4.27
GEO Group Inc	APCD1999-SITE-03721	San Diego	92101	17.94
350 West Ash Assoc	APCD1999-SITE-10580	San Diego	92101	17.67
Westfield Shoppingtown Horton Plaza	APCD1999-SITE-10591	San Diego	92101	47.50
101 West Broadway LLC	APCD1999-SITE-10637	San Diego	92101	10.04
Irvine Company LLC The	APCD1999-SITE-10733	San Diego	92101	32.81
SD Unified Port Harbor Police Dept	APCD1999-SITE-10739	San Diego	92101	5.61
Columbia Tower	APCD1999-SITE-10742	San Diego	92101	8.40
Cox Communications-Elm Street MTC	APCD1999-SITE-10851	San Diego	92101	15.76
Hilton San Diego Gaslamp	APCD2000-SITE-03844	San Diego	92101	14.47
SD Square	APCD2000-SITE-03882	San Diego	92101	9.82
SD City of Redevelopment Agency	APCD2001-SITE-04059	San Diego	92101	0.59
Heritage Apartments The	APCD2001-SITE-04083	San Diego	92101	0.53
Heritage Apartments The	APCD2001-SITE-04084	San Diego	92101	0.59
Horizons Marina District	APCD2001-SITE-04106	San Diego	92101	80.76

Facility Name	APCD Record ID	City	Zip	Emissions (Pounds/Year)
Bristol SD The	APCD2001-SITE-04166	San Diego	92101	5.48
Renaissance Owners Association	APCD2001-SITE-04183	San Diego	92101	19.99
Paladion Investment LLC	APCD2001-SITE-04332	San Diego	92101	7.01
Treo @ Kettner HOA	APCD2001-SITE-04363	San Diego	92101	2.77
Station Venture Operations LP KNSD	APCD2001-SITE-04388	San Diego	92101	2.60
Omni San Diego Hotel	APCD2001-SITE-04422	San Diego	92101	441.37
PARKLOFT COA	APCD2002-SITE-04498	San Diego	92101	9.15
Padres Construction LP	APCD2002-SITE-04552	San Diego	92101	84.76
Renaissance San Diego Downtown Hotel	APCD2002-SITE-04554	San Diego	92101	23.01
Discovery @ Cortez Hill HOA	APCD2002-SITE-04556	San Diego	92101	63.11
SD Natural History Museum	APCD2002-SITE-04581	San Diego	92101	0.12
Grande South At Santa Fe Place HOA	APCD2002-SITE-04743	San Diego	92101	44.68
City of San Diego - Public Utilities Dept (PUD)	APCD2002-SITE-04768	San Diego	92101	4.38
Park Place Homeowners Assoc	APCD2003-SITE-04808	San Diego	92101	8.69
Allegro Towers	APCD2003-SITE-04840	San Diego	92101	74.97
San Diego Unified Port District	APCD2003-SITE-04844	San Diego	92101	28.84
La Vita Homeowners Association	APCD2003-SITE-04892	San Diego	92101	39.93
Diamond Terrace Homeowner's Association	APCD2003-SITE-04975	San Diego	92101	4.48
Grande North At Santa Fe Place HOA	APCD2003-SITE-05002	San Diego	92101	50.81
Acqua Vista Homeowners Association	APCD2003-SITE-05070	San Diego	92101	5.94
655 WB Operating LLC c/o Jones Lang LaSalle	APCD2003-SITE-05092	San Diego	92101	89.45

Facility Name	APCD Record ID	City	Zip	Emissions (Pounds/Year)
SD Symphony Orchestra Assoc	APCD2004-SITE-05097	San Diego	92101	3.21
Trellis Fifth Ave HOA	APCD2004-SITE-05255	San Diego	92101	15.03
Hotel Solamar	APCD2004-SITE-05272	San Diego	92101	13.73
San Diego Unified Port District	APCD2004-SITE-05363	San Diego	92101	14.78
Aimco Broadway Lofts, LP	APCD2004-SITE-05414	San Diego	92101	50.46
Regal Cinemas Inc	APCD2004-SITE-05417	San Diego	92101	2.90
Macys Horton Plaza	APCD2004-SITE-05451	San Diego	92101	3.48
Pinnacle Museum Tower HOA	APCD2005-SITE-05486	San Diego	92101	43.82
Alta	APCD2005-SITE-05513	San Diego	92101	59.44
Electra Home Owners Association	APCD2005-SITE-05537	San Diego	92101	30.48
Icon Owners Association	APCD2005-SITE-05540	San Diego	92101	3.49
House of Blues San Diego LLC	APCD2005-SITE-05595	San Diego	92101	0.94
625 BWSD9 Owner LLC	APCD2005-SITE-05599	San Diego	92101	0.98
Courtyard Marriott Downtown San Diego	APCD2005-SITE-05615	San Diego	92101	50.37
Beech Tower HOA	APCD2005-SITE-05622	San Diego	92101	7.96
On-Broadway	APCD2005-SITE-05675	San Diego	92101	22.91
Smart Corner Owners Association	APCD2005-SITE-05697	San Diego	92101	8.33
San Diego Airport Hilton Harbor Island	APCD2005-SITE-05749	San Diego	92101	1.48
Mark Condominium Owners Association	APCD2005-SITE-05783	San Diego	92101	26.68
Andaz San Diego Hotel	APCD2005-SITE-05791	San Diego	92101	0.56
Park Terrace East Village Owners Association	APCD2005-SITE-05804	San Diego	92101	16.92

Facility Name	APCD Record ID	City	Zip	Emissions (Pounds/Year)
Cortez Blu Community Association	APCD2005-SITE-05805	San Diego	92101	9.46
Aria HOA	APCD2005-SITE-05807	San Diego	92101	0.96
5Th Rock LLC	APCD2005-SITE-05817	San Diego	92101	1.79
Diamond View Tower CM-CG LLC	APCD2005-SITE-05820	San Diego	92101	2.68
Lions Community Manor	APCD2006-SITE-05882	San Diego	92101	3.86
The Legend Condominium Association	APCD2006-SITE-05900	San Diego	92101	166.68
Cedar Street High-Rise, LP	APCD2006-SITE-05912	San Diego	92101	31.78
Vantage Pointe Apartments	APCD2006-SITE-05965	San Diego	92101	41.73
Hotel Palomar San Diego	APCD2006-SITE-05986	San Diego	92101	33.50
Historical Balboa Theatre	APCD2006-SITE-05987	San Diego	92101	1.01
San Diego Childrens Museum	APCD2006-SITE-06007	San Diego	92101	1.21
Lennar-Intergulf (Pacific) LLC	APCD2006-SITE-06015	San Diego	92101	3.64
DLA Piper	APCD2006-SITE-06061	San Diego	92101	4.03
GSA	APCD2006-SITE-06074	San Diego	92101	11.40
FSN San Diego Holdings LLC	APCD2006-SITE-06081	San Diego	92101	1.82
S.V.D.P. Management Inc	APCD2007-SITE-06177	San Diego	92101	16.11
Residence Inn Gaslamp Quarter	APCD2007-SITE-06178	San Diego	92101	10.47
Hilton San Diego Convention Center Hotel	APCD2007-SITE-06227	San Diego	92101	50.53
Planned Parenthood San Diego & Riverside Counties	APCD2007-SITE-06239	San Diego	92101	13.62
Metrowork	APCD2007-SITE-06254	San Diego	92101	0.00
Aperture Owners Association	APCD2007-SITE-06260	San Diego	92101	0.00

Facility Name	APCD Record ID	City	Zip	Emissions (Pounds/Year)
Horton House Apts	APCD2007-SITE-06283	San Diego	92101	0.07
Symphony Terrace	APCD2007-SITE-06315	San Diego	92101	2.57
Ind East Village LLC	APCD2008-SITE-06368	San Diego	92101	4.37
Strata Properties LLC	APCD2008-SITE-06407	San Diego	92101	11.89
Sapphire Tower Owners Association	APCD2008-SITE-06412	San Diego	92101	20.73
Bayside HOA	APCD2008-SITE-06472	San Diego	92101	25.95
Brittany Towers	APCD2009-SITE-06552	San Diego	92101	1.73
Thomas Jefferson School of Law	APCD2009-SITE-06569	San Diego	92101	18.27
1050 B Street Housing Partners, L.P.	APCD2010-SITE-00327	San Diego	92101	1.67
San Diego Federal Courthouse	APCD2010-SITE-00419	San Diego	92101	22.08
City of San Diego Central Library	APCD2011-SITE-00731	San Diego	92101	23.21
AP Auto Services	APCD2011-SITE-00789	San Diego	92101	628.39
Sharp Rees Stealy Medical Center	APCD2011-SITE-00792	San Diego	92101	7.52
Procopio, Cory, Hargreaves & Savitch LLP	APCD2012-SITE-00957	San Diego	92101	2.21
Ariel Suites c/o PMD	APCD2012-SITE-01033	San Diego	92101	28.96
World Trade Center	APCD2012-SITE-01085	San Diego	92101	10.44
City of San Diego Administration Building	APCD2012-SITE-01178	San Diego	92101	12.78
Bradford Airport Logistics	APCD2012-SITE-01181	San Diego	92101	4.87
9th & Broadway	APCD2013-SITE-01263	San Diego	92101	27.68
Judicial Council of California	APCD2013-SITE-01356	San Diego	92101	63.93
St. Pauls Senior Home & Services	APCD2013-SITE-01357	San Diego	92101	6.75

Facility Name	APCD Record ID	City	Zip	Emissions (Pounds/Year)
Sempra Energy	APCD2014-SITE-01588	San Diego	92101	35.40
Pinnacle on the Park	APCD2014-SITE-01605	San Diego	92101	52.70
Blue Sky	APCD2014-SITE-01732	San Diego	92101	25.32
CY Gaslamp LLC	APCD2014-SITE-01758	San Diego	92101	2.67
Caliber Collision Center	APCD2014-SITE-01815	San Diego	92101	929.75
Marriott International	APCD2014-SITE-01825	San Diego	92101	4.49
Westminster Manor	APCD2015-SITE-01871	San Diego	92101	0.00
Conrac Managers SAN LLC	APCD2016-SITE-02235	San Diego	92101	33.97
E & E Industries Inc	APCD1981-SITE-00507	San Diego	92102	39.06
Tesoro #68600	APCD1981-SITE-00730	San Diego	92102	145.62
Tesoro Refining & Marketing Company LLC	APCD1982-SITE-00877	San Diego	92102	56.96
SDG&E	APCD1984-SITE-01216	San Diego	92102	56.34
USA Cab LTD	APCD1988-SITE-07273	San Diego	92102	98.75
Scripps Media, Inc. dba KGTV	APCD1995-SITE-09165	San Diego	92102	41.49
Imperials Auto Body & Paint	APCD1996-SITE-09575	San Diego	92102	628.39
Central Area Police Substation	APCD2000-SITE-03802	San Diego	92102	2.44
Ball Park Auto Body	APCD2000-SITE-03998	San Diego	92102	14.72
Verizon Wireless	APCD2004-SITE-05156	San Diego	92102	4.83
SD City of Central Police Garage	APCD2004-SITE-05260	San Diego	92102	147.22
SD Fire Rescue	APCD2004-SITE-05370	San Diego	92102	1.98
SD City of Central Police Garage	APCD2006-SITE-05261	San Diego	92102	0.61

Facility Name	APCD Record ID	City	Zip	Emissions (Pounds/Year)
San Diego Blood Bank	APCD2010-SITE-00540	San Diego	92102	3.54
15th & Commercial LP	APCD2011-SITE-00636	San Diego	92102	12.95
Mission Hill Fabric Care Center	APCD1976-SITE-00478	San Diego	92103	673.00
A G Collision Center	APCD1976-SITE-00668	San Diego	92103	628.39
Angelos Investments Inc DBA Mission Hills Collision	APCD1978-SITE-01187	San Diego	92103	303.42
Manchester Financial Fifth Ave.	APCD1978-SITE-01834	San Diego	92103	11.69
7 Eleven Inc	APCD1981-SITE-02514	San Diego	92103	87.68
7 Eleven Food Stores	APCD1982-SITE-01148	San Diego	92103	87.68
Park West Association	APCD1990-SITE-07951	San Diego	92103	3.05
Scripps Hospice	APCD1991-SITE-08054	San Diego	92103	8.77
Vibra Hospital of San Diego	APCD1991-SITE-08118	San Diego	92103	46.41
SD Unified School District	APCD1995-SITE-09159	San Diego	92103	8.56
Sprint PCS	APCD1996-SITE-09579	San Diego	92103	14.59
Scripps Mercy Surgery Pavilion	APCD1999-SITE-10809	San Diego	92103	4.04
St Pauls Episcopal Home Inc	APCD2002-SITE-04642	San Diego	92103	10.05
Cathedral Arms	APCD2002-SITE-04729	San Diego	92103	7.89
Grace Tower Grace Lutheran Dev Inc	APCD2003-SITE-04860	San Diego	92103	5.87
Park Laurel Owners Association	APCD2003-SITE-05055	San Diego	92103	50.43
Alicante Homeowners Association	APCD2005-SITE-05496	San Diego	92103	25.14
Trinity Manor	APCD2006-SITE-05883	San Diego	92103	2.26
First Congregational Memorial Tower	APCD2006-SITE-05885	San Diego	92103	12.29

Facility Name	APCD Record ID	City	Zip	Emissions (Pounds/Year)
Coral Tree Plaza HOA	APCD2007-SITE-06180	San Diego	92103	32.03
Mi Arbolito Owner's Association	APCD2007-SITE-06287	San Diego	92103	0.20
The Park at Sixth	APCD2011-SITE-00839	San Diego	92103	3.64
CR Fifth & Nutmeg Associates, LLC.	APCD2016-SITE-02085	San Diego	92103	5.54
Kindred Hospital San Diego	APCD1976-SITE-00108	San Diego	92104	26.58
Caliber Collision Centers-SD North Park	APCD1976-SITE-00440	San Diego	92104	604.65
Pacific Bell Telephone Co DBA AT&T California	APCD1978-SITE-01661	San Diego	92104	102.36
Sports & Classics Auto Body & Paint	APCD1979-SITE-01986	San Diego	92104	111.31
Chevron # 94919	APCD1980-SITE-02576	San Diego	92104	35.78
7 Eleven Food Stores #19628	APCD1981-SITE-00264	San Diego	92104	87.68
Ultra Gas Inc	APCD1981-SITE-00740	San Diego	92104	87.68
El Cajon Chevron	APCD1981-SITE-01938	San Diego	92104	87.68
Tesoro Refining & Marketing Company LLC	APCD1981-SITE-02315	San Diego	92104	154.11
G&K Gas Liquor Mart	APCD1981-SITE-02651	San Diego	92104	67.05
H & K Petroleum Inc	APCD1982-SITE-02155	San Diego	92104	87.68
Collision Auto Body & Paint	APCD1998-SITE-10510	San Diego	92104	628.39
Claims 2000 Collision Repair Center	APCD1998-SITE-10562	San Diego	92104	628.39
Advance Autobody and Paint	APCD2000-SITE-03830	San Diego	92104	583.51
Walzem Trust	APCD2001-SITE-04413	San Diego	92104	0.95
Level 3 Communications, LLC	APCD2005-SITE-05531	San Diego	92104	34.63
San Diego Fire Rescue	APCD2009-SITE-00301	San Diego	92104	1.53

Facility Name	APCD Record ID	City	Zip	Emissions (Pounds/Year)
SD City of Transportation Dept Equip Div	APCD1976-SITE-00691	San Diego	92105	0.03
Tesoro Refining & Marketing (USA) #63111	APCD1981-SITE-00894	San Diego	92105	102.77
Cab Collision Centre	APCD1981-SITE-01409	San Diego	92105	628.39
7-Eleven Inc.	APCD1981-SITE-01942	San Diego	92105	87.68
Treasure Franchise Co., LLC	APCD1981-SITE-02164	San Diego	92105	119.08
Cox Communications-Federal	APCD1982-SITE-03106	San Diego	92105	275.06
7 Eleven Store #24155	APCD1983-SITE-02646	San Diego	92105	87.68
Deluxe Autobody	APCD1990-SITE-07834	San Diego	92105	628.39
A & C Tires Service Auto Repair Body Paint Inc	APCD1992-SITE-08452	San Diego	92105	170.56
Dion International Trucks LLC	APCD1995-SITE-09168	San Diego	92105	28.73
ARCO-Home	APCD1997-SITE-10025	San Diego	92105	87.68
VN Auto Repair Body & Paint	APCD1997-SITE-10200	San Diego	92105	89.77
Qwest Communications LLC DBA CenturyLink QCC	APCD1999-SITE-03735	San Diego	92105	23.49
Finest City Oil Co	APCD2000-SITE-03910	San Diego	92105	87.68
Clear Channel Communications	APCD2000-SITE-03973	San Diego	92105	9.60
CT Smog Specialist Repair Auto Body and Paint	APCD2001-SITE-04092	San Diego	92105	628.39
Pearson Fuel	APCD2002-SITE-04449	San Diego	92105	201.78
Rivera's Body Shop Inc	APCD2003-SITE-04798	San Diego	92105	8.98
JACOB HEALTH CARE CENTER LLC	APCD2004-SITE-05293	San Diego	92105	22.33
CALTRANS	APCD2006-SITE-05851	San Diego	92105	13.89
SD Police Substation	APCD2006-SITE-09582	San Diego	92105	4.19

Facility Name	APCD Record ID	City	Zip	Emissions (Pounds/Year)
City Heights Square	APCD2007-SITE-06229	San Diego	92105	9.32
City Heights Auto Repair	APCD2008-SITE-06351	San Diego	92105	628.39
Guadalupe Plaza Development Corporation	APCD2013-SITE-01424	San Diego	92105	4.70
Tesoro Refining and Marketing	APCD1982-SITE-00899	San Diego	92106	87.68
Pearson Marine Fuels Inc	APCD1982-SITE-00941	San Diego	92106	87.68
Good Point Gasoline	APCD1982-SITE-02706	San Diego	92106	87.68
7 Eleven Food Stores	APCD1982-SITE-03078	San Diego	92106	87.68
SD CITY DEPT OF WATER	APCD1997-SITE-09989	San Diego	92106	12.26
Space & Naval Warfare Systems Hq, PMW 205	APCD2001-SITE-04143	San Diego	92106	90.56
Ralphs Grocery Co #212	APCD2001-SITE-04279	San Diego	92106	87.68
Fleet Intelligence Training Center Pacific	APCD2006-SITE-01568	San Diego	92106	45.37
Marriott Courtyard Hotel	APCD2006-SITE-05919	San Diego	92106	0.08
Point Loma Cleaners & Laundry	APCD1976-SITE-00524	San Diego	92107	605.70
Pacific Bell	APCD1981-SITE-02081	San Diego	92107	5.00
Tesoro Refining and Marketing (USA)	APCD1981-SITE-02323	San Diego	92107	121.53
Courtesy Chevrolet Center	APCD1976-SITE-00407	San Diego	92108	1048.52
John Hine Pontiac Mazda	APCD1976-SITE-00927	San Diego	92108	630.29
Witt Lincoln San Diego	APCD1976-SITE-01961	San Diego	92108	628.39
Mission Valley Mobil	APCD1981-SITE-02413	San Diego	92108	87.68
SD Mission Valley Hilton	APCD1987-SITE-07083	San Diego	92108	5.52
SD City Of Qualcomm Stadium	APCD1991-SITE-08030	San Diego	92108	0.41

Facility Name	APCD Record ID	City	Zip	Emissions (Pounds/Year)
7510 HAZARD LLC	APCD1999-SITE-10920	San Diego	92108	616.58
CA ST Dept Of General Services	APCD2000-SITE-03797	San Diego	92108	2.86
Lowes HIW Inc	APCD2000-SITE-03864	San Diego	92108	21.38
Union Bank Of California	APCD2001-SITE-04214	San Diego	92108	0.86
SD City of Metro Wastewater Dept	APCD2001-SITE-04343	San Diego	92108	2.62
Aimloan.com	APCD2001-SITE-04382	San Diego	92108	7.04
Verizon Wireless	APCD2002-SITE-04507	San Diego	92108	2.05
Marriott Residence Inn Mission Valley	APCD2003-SITE-04810	San Diego	92108	5.56
Doubletree by Hilton San Diego Mission Valley	APCD2003-SITE-04995	San Diego	92108	10.56
Irvine Co	APCD2003-SITE-05025	San Diego	92108	71.50
City of San Diego - Fire Station 45	APCD2003-SITE-05069	San Diego	92108	1.19
Ikea San Diego	APCD2004-SITE-05385	San Diego	92108	14.72
Neiman Marcus	APCD2004-SITE-05413	San Diego	92108	7.90
MACYS #059	APCD2005-SITE-05483	San Diego	92108	3.53
MACYS #158	APCD2005-SITE-05485	San Diego	92108	2.94
San Diego Marriott Mission Valley	APCD2005-SITE-05490	San Diego	92108	17.36
Sheraton San Diego Hotel Mission Valley	APCD2005-SITE-05495	San Diego	92108	23.90
Courtyard Mission Valley	APCD2005-SITE-05499	San Diego	92108	38.41
Wells Fargo	APCD2005-SITE-05505	San Diego	92108	31.92
Bloomingdales Inc	APCD2005-SITE-05544	San Diego	92108	3.00
Nordstrom	APCD2005-SITE-05551	San Diego	92108	4.65

Facility Name	APCD Record ID	City	Zip	Emissions (Pounds/Year)
Service King Paint & Body, LLC	APCD2005-SITE-05614	San Diego	92108	782.80
Sports Authority	APCD2005-SITE-05682	San Diego	92108	3.92
Hyundai Rio Vista Inc	APCD2006-SITE-05869	San Diego	92108	15.68
SDCERA	APCD2006-SITE-06012	San Diego	92108	4.06
Planned Parenthood San Diego & Riverside Counties	APCD2007-SITE-06318	San Diego	92108	0.64
Avalon Fashion Valley	APCD2007-SITE-06330	San Diego	92108	2.23
FSP Pacific Center, LLC	APCD2008-SITE-06349	San Diego	92108	24.12
SD Trolley Inc	APCD2008-SITE-06458	San Diego	92108	0.32
Living Spaces Furniture LLC	APCD2012-SITE-01071	San Diego	92108	5.54
Wawanesa Holdings US Inc	APCD2013-SITE-01473	San Diego	92108	66.36
G5 Global Partners IX, LLC	APCD2014-SITE-01572	San Diego	92108	10.03
Springhill Suites by Marriott	APCD2014-SITE-01816	San Diego	92108	5.80
Homewood Suites Mission Valley	APCD2015-SITE-01983	San Diego	92108	5.52
Hilton San Diego Resort	APCD1976-SITE-00409	San Diego	92109	32.04
Mavlyn Inc., DBA Rogers Auto Body	APCD1976-SITE-01502	San Diego	92109	628.39
Pacific Nissan Body	APCD1976-SITE-01582	San Diego	92109	628.39
SD City of	APCD1980-SITE-01085	San Diego	92109	1.79
7 Eleven Food Stores	APCD1981-SITE-01184	San Diego	92109	87.68
7-Eleven Inc.	APCD1981-SITE-01879	San Diego	92109	87.68
PACIFIC BELL	APCD1981-SITE-02070	San Diego	92109	4.26
Treasure Franchise Co., LLC	APCD1981-SITE-02217	San Diego	92109	30.90

Facility Name	APCD Record ID	City	Zip	Emissions (Pounds/Year)
Tesoro Refining & Marketing Co LLC	APCD1981-SITE-02318	San Diego	92109	68.09
Pacific Beach Chevron	APCD1981-SITE-02575	San Diego	92109	87.68
SDG&E Co	APCD1982-SITE-00456	San Diego	92109	2.55
Tesoro Refining and Marketing (USA)	APCD1982-SITE-00879	San Diego	92109	100.75
Caliber Bodyworks Inc DBA Caliber Collision Center	APCD1982-SITE-03174	San Diego	92109	0.00
Hyatt Regency Mission Bay Spa & Marina	APCD1983-SITE-01880	San Diego	92109	185.61
Caliber Collision Centers	APCD1989-SITE-07651	San Diego	92109	1035.77
Pacific Bell	APCD1998-SITE-10455	San Diego	92109	8.81
SD City of Metro Wastewater Dept	APCD2001-SITE-04345	San Diego	92109	2.87
Catamaran Hotel	APCD2001-SITE-04358	San Diego	92109	4.67
Wesley Palms	APCD2005-SITE-05515	San Diego	92109	10.76
Mossy Ford	APCD2005-SITE-05671	San Diego	92109	2513.56
Charter Communications	APCD2005-SITE-05713	San Diego	92109	4.85
BMR-Bunker Hill LP	APCD2011-SITE-00635	San Diego	92109	10.54
City of SD Transportation & Storm Water Division	APCD2014-SITE-01603	San Diego	92109	30.61
City Chevrolet	APCD1976-SITE-00459	San Diego	92110	628.39
Hawley Auto Body dba Donald L Hawley Inc	APCD1976-SITE-00637	San Diego	92110	14.36
Scheib Paint and Body of San Diego	APCD1980-SITE-00329	San Diego	92110	1265.76
Tesoro Refining & Marketing Company LLC	APCD1981-SITE-00741	San Diego	92110	68.38
7-Eleven Inc.	APCD1981-SITE-01940	San Diego	92110	87.68
Tesoro Refining and Marketing (USA)	APCD1981-SITE-02335	San Diego	92110	81.27

Facility Name	APCD Record ID	City	Zip	Emissions (Pounds/Year)
Chevron #92239	APCD1981-SITE-02557	San Diego	92110	122.93
Tesoro Refining and Marketing Company LLC	APCD1981-SITE-02649	San Diego	92110	111.65
Tesoro South Coast Company CC#68598	APCD1981-SITE-02650	San Diego	92110	90.19
Tesoro Refining & Marketing Co., LLC #42104	APCD1982-SITE-00936	San Diego	92110	89.71
CA ST Dept Of General Services Unit 860	APCD1984-SITE-01621	San Diego	92110	16.26
Accurate Auto	APCD1987-SITE-07193	San Diego	92110	628.39
SD CO OF MENTAL HEALTH PR0385	APCD1990-SITE-07728	San Diego	92110	289.22
Perfection Auto Body	APCD1991-SITE-08149	San Diego	92110	628.39
SD City of Police Dept Western Div	APCD1993-SITE-03003	San Diego	92110	2.75
Sutherland Enterprises Inc	APCD1993-SITE-08796	San Diego	92110	628.39
Triple A Auto Body and Paint	APCD1996-SITE-01687	San Diego	92110	628.39
Zooks Earl Scheib Inc	APCD1996-SITE-09548	San Diego	92110	628.39
G A Coachworks	APCD2000-SITE-03774	San Diego	92110	172.36
Navy Regional Plant Equipment Office	APCD2000-SITE-03950	San Diego	92110	2.50
North County Communications Inc	APCD2000-SITE-04008	San Diego	92110	8.40
SD Co of Animal Control (PR4075)	APCD2000-SITE-04034	San Diego	92110	5.19
HP Enterprise Services LLC	APCD2001-SITE-04215	San Diego	92110	14140.35
SD Humane Society & SPCA	APCD2002-SITE-04622	San Diego	92110	7.23
Verizon Wireless	APCD2002-SITE-04721	San Diego	92110	0.97
Home Depot USA Inc	APCD2003-SITE-04894	San Diego	92110	2.33
Arena Group 2000 LP	APCD2003-SITE-04979	San Diego	92110	5.26

Facility Name	APCD Record ID	City	Zip	Emissions (Pounds/Year)
Caliber Collision Center	APCD2004-SITE-05273	San Diego	92110	628.39
Premier Collision Center	APCD2007-SITE-06326	San Diego	92110	628.39
Infotech Systems Management	APCD2010-SITE-00390	San Diego	92110	1.14
LLJ Office Ventures 3 LLC	APCD2011-SITE-00681	San Diego	92110	15.24
Allcom Electric Inc	APCD2011-SITE-00750	San Diego	92110	4.82
Pacific Ridge	APCD2011-SITE-00875	San Diego	92110	12.97
Body Shop Express	APCD2014-SITE-01810	San Diego	92110	637.37
EF International Language	APCD2016-SITE-02093	San Diego	92110	12.62
Custom Auto Body Shop Inc	APCD1976-SITE-00430	San Diego	92111	628.39
Penske Automotive Collision Center	APCD1976-SITE-00591	San Diego	92111	3285.59
Sunroad Collision Center	APCD1976-SITE-01858	San Diego	92111	364.47
Tesoro Refining and Marketing Co	APCD1980-SITE-02653	San Diego	92111	118.90
Propel Fuels	APCD1981-SITE-00809	San Diego	92111	214.59
All American Paint & Body Inc	APCD1981-SITE-00834	San Diego	92111	628.39
7 Eleven Food Stores	APCD1981-SITE-01298	San Diego	92111	87.68
Chapparone Auto Body & Painting	APCD1981-SITE-01463	San Diego	92111	987.26
7-Eleven Inc	APCD1981-SITE-01844	San Diego	92111	87.68
Pacific Bell	APCD1981-SITE-02086	San Diego	92111	2.50
Tesoro/Balboa Shell #68606	APCD1981-SITE-02258	San Diego	92111	144.14
Balboa Arco	APCD1982-SITE-00690	San Diego	92111	87.68
Balboa Shell	APCD1983-SITE-00420	San Diego	92111	87.68

Facility Name	APCD Record ID	City	Zip	Emissions (Pounds/Year)
Jimmie Johnson Kearny Mesa Chevrolet	APCD1983-SITE-03265	San Diego	92111	897.70
California Dept of Transportation	APCD1984-SITE-01709	San Diego	92111	5.08
Balboa Auto Body	APCD1986-SITE-06763	San Diego	92111	991.06
Rancho Chrysler Jeep Dodge	APCD1986-SITE-06864	San Diego	92111	1802.58
7 Eleven Food Stores	APCD1986-SITE-06896	San Diego	92111	35.93
SD Unified School District	APCD1988-SITE-07390	San Diego	92111	0.83
Kearny Mesa Auto Body	APCD1990-SITE-07931	San Diego	92111	71.82
Clairemont Equipment Rental	APCD1991-SITE-08158	San Diego	92111	305.22
Ca St of Transportation	APCD1994-SITE-01710	San Diego	92111	82.64
Verizon Wireless	APCD1995-SITE-09262	San Diego	92111	2.20
UCSD Medical Center	APCD1998-SITE-10308	San Diego	92111	25.27
KSWB Inc	APCD1998-SITE-10424	San Diego	92111	11.22
Cox Communications	APCD1999-SITE-03702	San Diego	92111	251.00
XO California Inc	APCD1999-SITE-10603	San Diego	92111	47.18
Diego 1 Investment Co LLC	APCD1999-SITE-10751	San Diego	92111	17.79
XETV - Bay City Television Inc	APCD1999-SITE-10821	San Diego	92111	25.20
Union Bank of California	APCD2000-SITE-03849	San Diego	92111	3.72
7625 Mesa College Dr	APCD2000-SITE-03941	San Diego	92111	2.26
Verizon Wireless	APCD2000-SITE-03986	San Diego	92111	35.40
Level 3 Communications, LLC	APCD2000-SITE-04024	San Diego	92111	14.61
7-Eleven #33100	APCD2001-SITE-04253	San Diego	92111	87.68

Facility Name	APCD Record ID	City	Zip	Emissions (Pounds/Year)
Bumper 2 Bumper	APCD2001-SITE-04375	San Diego	92111	170.56
Verizon Wireless (Padre Gold)	APCD2002-SITE-04520	San Diego	92111	5.51
SD City of Metro Wastewater Dept	APCD2002-SITE-04613	San Diego	92111	3.38
Verizon Wireless	APCD2002-SITE-04708	San Diego	92111	3.13
Midwest Television Inc KFMB TV	APCD2003-SITE-04938	San Diego	92111	2.73
CRP Holdings B, LP	APCD2003-SITE-05054	San Diego	92111	55.88
Bumper Doc Inc	APCD2005-SITE-05705	San Diego	92111	628.39
SD Unified School District	APCD2006-SITE-05898	San Diego	92111	1.00
Convoy Auto Body	APCD2006-SITE-05997	San Diego	92111	79.00
Southland Technology	APCD2007-SITE-06157	San Diego	92111	3.06
North Island Credit Union	APCD2007-SITE-06251	San Diego	92111	10.15
Wells Fargo	APCD2007-SITE-06329	San Diego	92111	1.76
ABC Recon LLC	APCD2008-SITE-05311	San Diego	92111	105.93
Auto Mac LLC	APCD2008-SITE-06450	San Diego	92111	239.43
Miller Collision Service	APCD2008-SITE-06473	San Diego	92111	628.39
KP Oncall, LLC	APCD2009-SITE-06556	San Diego	92111	8.90
Kaiser Permanente- Garfield Specialty Center	APCD2010-SITE-00335	San Diego	92111	6.60
First Transit Inc	APCD2011-SITE-00653	San Diego	92111	0.76
Mossy Nissan Kearny Mesa	APCD2011-SITE-00868	San Diego	92111	628.39
Renty LLC	APCD2011-SITE-00891	San Diego	92111	628.39
Reva Medical, Inc.	APCD2012-SITE-01191	San Diego	92111	1.99

Facility Name	APCD Record ID	City	Zip	Emissions (Pounds/Year)
Xetra Networks Inc	APCD2012-SITE-01205	San Diego	92111	8.76
Edge Connex	APCD2014-SITE-01690	San Diego	92111	36.72
VCA	APCD2015-SITE-02009	San Diego	92111	37.30
The Bumper Guy Inc	APCD1976-SITE-01407	San Diego	92113	628.39
R E Staite Engineering Inc	APCD1989-SITE-07602	San Diego	92113	5.32
San Diego Metropolitan Transit System	APCD1995-SITE-09107	San Diego	92113	1.67
San Diego Collision Specialist	APCD1997-SITE-09684	San Diego	92113	628.39
Candys Auto Body	APCD2000-SITE-03815	San Diego	92113	628.39
The Home Depot #1032	APCD2001-SITE-04175	San Diego	92113	5.67
SD Community College District Skill Center	APCD2008-SITE-06451	San Diego	92113	628.39
South Coast Refinishing	APCD2008-SITE-06509	San Diego	92113	628.39
Restaurant Depot	APCD2010-SITE-00543	San Diego	92113	0.18
City of San Diego PUD	APCD2012-SITE-00979	San Diego	92113	18.07
Harley Knox Middle School	APCD2013-SITE-01244	San Diego	92113	0.03
D&S Gas & Food Mart	APCD1981-SITE-02257	San Diego	92114	72.21
Paradise Fuel Inc	APCD1981-SITE-02548	San Diego	92114	247.56
Restore Auto Group	APCD1981-SITE-02911	San Diego	92114	628.39
Express Fuel	APCD1982-SITE-00711	San Diego	92114	87.68
Skyline Convenience Mart	APCD1982-SITE-01956	San Diego	92114	61.89
Lopez & Sons Inc	APCD1986-SITE-06742	San Diego	92114	111.31
Tesoro Refining & Marketing Co LLC	APCD1988-SITE-07263	San Diego	92114	48.91

Facility Name	APCD Record ID	City	Zip	Emissions (Pounds/Year)
SD City of Water Dept	APCD2000-SITE-03994	San Diego	92114	8.22
Verizon Wireless	APCD2002-SITE-04469	San Diego	92114	3.83
Clear Channel Communications	APCD2005-SITE-05575	San Diego	92114	3.02
SD City Of Police Dept SE Div	APCD2006-SITE-03072	San Diego	92114	6.61
Euclid Endoscopy Center	APCD2006-SITE-05896	San Diego	92114	0.89
Federal Emergency Management Agency	APCD2011-SITE-00674	San Diego	92114	0.58
Pro Auto Body & Paint	APCD1976-SITE-00423	San Diego	92115	17.95
SD Bumper and Collision Center	APCD1976-SITE-00431	San Diego	92115	628.39
Xpert Paint and Body	APCD1980-SITE-00310	San Diego	92115	53.86
7 Eleven Food Store #19987	APCD1981-SITE-00710	San Diego	92115	87.68
7 Eleven Food Stores	APCD1981-SITE-00724	San Diego	92115	87.68
Sunco Fuel	APCD1981-SITE-00779	San Diego	92115	87.68
World Oil Marketing Company	APCD1981-SITE-01154	San Diego	92115	102.52
Tesoro Refining & Marketing Company LLC	APCD1982-SITE-02165	San Diego	92115	187.31
College Arco	APCD1982-SITE-02535	San Diego	92115	87.68
Tesoro Refining & Marketing Co LLC	APCD1983-SITE-02316	San Diego	92115	105.55
Bennys Auto Body Inc	APCD1988-SITE-07285	San Diego	92115	359.08
Semillon Inc DBA Fairlane Cleaners	APCD1988-SITE-07394	San Diego	92115	471.10
University Towers	APCD1991-SITE-08148	San Diego	92115	0.96
In & Out Auto Body	APCD1992-SITE-08438	San Diego	92115	324.97
SBC	APCD1996-SITE-09767	San Diego	92115	4.00

Facility Name	APCD Record ID	City	Zip	Emissions (Pounds/Year)
Else Auto	APCD1997-SITE-10211	San Diego	92115	43.09
International Auto Body & Repair LLC	APCD2000-SITE-10900	San Diego	92115	398.22
Salvation Army The	APCD2002-SITE-04500	San Diego	92115	2.11
Herbert Hoover High School	APCD2003-SITE-04924	San Diego	92115	0.89
AT&T Mobility Colleg 14449	APCD2004-SITE-05190	San Diego	92115	0.75
University Valero	APCD2006-SITE-05956	San Diego	92115	87.68
Wal-Mart Store #2479	APCD2011-SITE-00592	San Diego	92115	0.33
City of San Diego Public Utilities Dept Water Branch	APCD2013-SITE-01325	San Diego	92115	0.65
7-Eleven Inc.	APCD1981-SITE-01877	San Diego	92116	87.68
Texas Street Valero	APCD1981-SITE-02426	San Diego	92116	87.68
Darby's Paint and Auto Body Inc	APCD1982-SITE-01508	San Diego	92116	2025.21
Carrillos Auto Body	APCD1982-SITE-03236	San Diego	92116	545.80
Carrillos Auto Body	APCD1987-SITE-07170	San Diego	92116	628.39
San Diego Fire Rescue	APCD2009-SITE-00300	San Diego	92116	1.88
SD Co Of Sheriffs Crime Lab PR0395	APCD1976-SITE-00258	San Diego	92117	56.40
Clairemont Shell	APCD1981-SITE-00715	San Diego	92117	84.66
USA Gasoline # 63118	APCD1981-SITE-00901	San Diego	92117	65.85
Fast Fuel	APCD1981-SITE-02385	San Diego	92117	87.68
Leles Cleaners	APCD1981-SITE-03119	San Diego	92117	673.00
Tesoro Refining & Marketing Co., LLC	APCD1982-SITE-02176	San Diego	92117	87.68
Fairlane Cleaners	APCD1985-SITE-06678	San Diego	92117	740.30

Facility Name	APCD Record ID	City	Zip	Emissions (Pounds/Year)
Circle K Corp 5095	APCD1989-SITE-07454	San Diego	92117	64.91
AT&T Mobility SD MSC 34153	APCD1996-SITE-09578	San Diego	92117	69.68
Vons #2120	APCD2001-SITE-04270	San Diego	92117	3.29
The Home Depot	APCD2002-SITE-04635	San Diego	92117	4.88
Charter Communications	APCD2004-SITE-05119	San Diego	92117	4.71
Charter Communications	APCD2004-SITE-05120	San Diego	92117	4.05
Herring Broadcasting Company, Inc	APCD2004-SITE-05381	San Diego	92117	3.73
City of San Diego (Fleet)	APCD2012-SITE-01019	San Diego	92117	1.63
CALTRANS	APCD2006-SITE-05854	San Diego	92118	1.19
Young Sands Inc	APCD1981-SITE-00705	San Diego	92119	6.45
Tesoro Refining and Marketing (USA)	APCD1981-SITE-02319	San Diego	92119	140.12
Mission Trails Chevron	APCD1981-SITE-02619	San Diego	92119	87.68
Express Gas Palomar & Third Corp	APCD1982-SITE-02703	San Diego	92119	87.68
Verizon Wireless	APCD2002-SITE-04723	San Diego	92119	1.16
Toyota San Diego	APCD1976-SITE-01505	San Diego	92120	905.15
Tesoro Refining and Marketing (USA)	APCD1981-SITE-00883	San Diego	92120	104.42
Mission Gorge Valero	APCD1982-SITE-02540	San Diego	92120	87.68
7 Eleven Food Stores #27623	APCD1986-SITE-07013	San Diego	92120	87.68
Caliber Collision Center	APCD1987-SITE-07037	San Diego	92120	77.20
Heritage Truck Painting	APCD1997-SITE-10031	San Diego	92120	628.39
Carrillo & Sons Collision Center Inc	APCD1999-SITE-10820	San Diego	92120	639.16

Facility Name	APCD Record ID	City	Zip	Emissions (Pounds/Year)
Kaiser Foundation Hospital-Fac Ops Mgr	APCD2000-SITE-03976	San Diego	92120	17.81
Service King Paint & Body, LLC	APCD2004-SITE-05126	San Diego	92120	362.67
The Home Depot	APCD2004-SITE-05342	San Diego	92120	3.30
City of San Diego Fire Dept	APCD2005-SITE-05776	San Diego	92120	6.28
County of San Diego HHS A	APCD2007-SITE-06132	San Diego	92120	2.75
7 Eleven Stores Inc #33694	APCD2007-SITE-06292	San Diego	92120	87.68
City of San Diego, PUD Water Branch	APCD2010-SITE-00319	San Diego	92120	16.29
Madison Auto Repair	APCD2010-SITE-00403	San Diego	92120	628.39
Spectrum 4075 Sorrento. LLC	APCD1976-SITE-00396	San Diego	92121	50.02
Pacific Bell	APCD1981-SITE-02093	San Diego	92121	15.89
ABX Collision Centers Inc	APCD1981-SITE-03060	San Diego	92121	628.39
Time Warner Cable	APCD1982-SITE-03114	San Diego	92121	455.54
Hazard Construction Co	APCD1986-SITE-06899	San Diego	92121	0.62
Miramar Truck Center	APCD1986-SITE-06914	San Diego	92121	26.93
Ajinomoto Althea	APCD1987-SITE-07194	San Diego	92121	6.24
Qualcomm, Inc.	APCD1987-SITE-07208	San Diego	92121	10.23
Crest Beverage LLC	APCD1989-SITE-07493	San Diego	92121	28.39
Leidos	APCD1989-SITE-07560	San Diego	92121	31.05
West Coast Specialties Inc	APCD1991-SITE-08145	San Diego	92121	874.36
Teal Electronics	APCD1991-SITE-08317	San Diego	92121	0.00
General Atomics Ct LLC Area 3535/3565	APCD1992-SITE-08395	San Diego	92121	3.78

Facility Name	APCD Record ID	City	Zip	Emissions (Pounds/Year)
Capacity Construction Inc	APCD1992-SITE-08476	San Diego	92121	32.77
BRS Tustin Safeguard Associates II LLC	APCD1993-SITE-08665	San Diego	92121	1.92
Tanabe Research Laboratories USA	APCD1993-SITE-08745	San Diego	92121	4.60
AJ USA Inc	APCD1993-SITE-08834	San Diego	92121	899.50
Scripps Health Facilities	APCD1993-SITE-08848	San Diego	92121	78.44
Ardea Biosciences	APCD1993-SITE-08860	San Diego	92121	7.60
Alpha Auto Body & Paint	APCD1994-SITE-07982	San Diego	92121	44.89
AT&T Local Services	APCD1994-SITE-09016	San Diego	92121	7.83
Scripps Research Institute	APCD1994-SITE-09025	San Diego	92121	78.50
Pharmingen	APCD1995-SITE-09115	San Diego	92121	52.97
HCP TPSC Inc	APCD1995-SITE-09227	San Diego	92121	2.79
Integrated Microwave Corp	APCD1995-SITE-09234	San Diego	92121	4.06
Airtouch Cellular	APCD1996-SITE-09659	San Diego	92121	4.88
Amatos Auto Body Inc	APCD1996-SITE-09735	San Diego	92121	450.65
Hologic	APCD1997-SITE-09862	San Diego	92121	94.51
Vertex Pharmaceuticals San Diego LLC	APCD1997-SITE-10016	San Diego	92121	151.05
6420-6450 Sequence Drive, LLC	APCD1997-SITE-10147	San Diego	92121	1.04
Precision Toxicology LLC DBA Precision Diagnostics	APCD1998-SITE-03565	San Diego	92121	0.60
World Auto Body	APCD1998-SITE-10299	San Diego	92121	913.86
Qualcomm Inc	APCD1998-SITE-10417	San Diego	92121	29.35
Kassab Global Biotech	APCD1998-SITE-10428	San Diego	92121	7.17

Facility Name	APCD Record ID	City	Zip	Emissions (Pounds/Year)
Catalent San Diego	APCD1998-SITE-10437	San Diego	92121	7.85
McCarthy Cook and Co	APCD1998-SITE-10438	San Diego	92121	96.69
Hopkins 3525 Court LLC	APCD1998-SITE-10468	San Diego	92121	3.56
Quidel Corporation	APCD1998-SITE-10477	San Diego	92121	30.24
Pfizer La Jolla Laboratories	APCD1998-SITE-10482	San Diego	92121	1063.96
ARE-9880 Campus Point, LLC	APCD1998-SITE-10490	San Diego	92121	22.85
Qualcomm, Inc.	APCD1999-SITE-03116	San Diego	92121	29.11
Burnham Institute The	APCD1999-SITE-03730	San Diego	92121	21.16
ARE-SD Region 40	APCD1999-SITE-10576	San Diego	92121	0.00
Scripps Research Institute The	APCD1999-SITE-10590	San Diego	92121	13.90
Scripps Research Institute The	APCD1999-SITE-10594	San Diego	92121	7.41
LPL Financial	APCD1999-SITE-10752	San Diego	92121	113.93
ARE-SD Region No. 23, LLC.	APCD1999-SITE-10778	San Diego	92121	8.54
HCPI/Sorrento LLC	APCD1999-SITE-10781	San Diego	92121	14.95
MCI	APCD1999-SITE-10885	San Diego	92121	22.58
Ferring Research Institute Inc	APCD2000-SITE-03789	San Diego	92121	4.59
Alexandria Real Estate Equities Inc	APCD2000-SITE-03792	San Diego	92121	0.40
Cogent Communications Inc	APCD2000-SITE-03873	San Diego	92121	20.33
Telepacific Communications	APCD2000-SITE-03900	San Diego	92121	9.60
Prometheus Laboratories	APCD2000-SITE-03908	San Diego	92121	94.01
BMR-10835 Road to The Cure LLC	APCD2000-SITE-03942	San Diego	92121	12.93

Facility Name	APCD Record ID	City	Zip	Emissions (Pounds/Year)
ATT ENS	APCD2000-SITE-03958	San Diego	92121	305.12
American Internet Services	APCD2000-SITE-03965	San Diego	92121	30.28
BP Biosciences Center	APCD2000-SITE-03979	San Diego	92121	0.00
BMR-Sorrento West LLC	APCD2000-SITE-04009	San Diego	92121	202.48
Sequenom Corp	APCD2000-SITE-04010	San Diego	92121	15.04
Mail Boxes Etc	APCD2000-SITE-04025	San Diego	92121	1.18
Scripps Research Institute	APCD2000-SITE-04031	San Diego	92121	40.53
Pharmingen	APCD2001-SITE-04067	San Diego	92121	8.51
BMR-Axiom LP	APCD2001-SITE-04104	San Diego	92121	10.55
Arena Pharmauceticals	APCD2001-SITE-04105	San Diego	92121	274.27
Oracle America	APCD2001-SITE-04107	San Diego	92121	52.94
Pacific Coast Auto Body	APCD2001-SITE-04111	San Diego	92121	89.77
BMR-4570 Executive Drive LP	APCD2001-SITE-04115	San Diego	92121	18.44
Pfenex Inc	APCD2001-SITE-04151	San Diego	92121	1.41
Nancy Ridge Technology Center LP c/o Pacific Horizon Mgmt Group	APCD2001-SITE-04212	San Diego	92121	0.55
HCP Eastgate, LLC	APCD2001-SITE-04220	San Diego	92121	0.00
BMR-9885 Towne Centre LP	APCD2001-SITE-04271	San Diego	92121	3.04
ARE 9363/9373/9393 Towne Centre LLC	APCD2001-SITE-04291	San Diego	92121	80.31
HCP Callan Road LLC	APCD2001-SITE-04294	San Diego	92121	3.47
Charles Rivers Laboratories Transgenic Services	APCD2001-SITE-04300	San Diego	92121	4.73
Jacobs and Cushman San Diego Food Bank	APCD2001-SITE-04314	San Diego	92121	5.56

Facility Name	APCD Record ID	City	Zip	Emissions (Pounds/Year)
University Center East LLC	APCD2001-SITE-04321	San Diego	92121	4.63
Halozyme Therapeutics	APCD2001-SITE-04337	San Diego	92121	10.24
BioMarin Pharmaceuticals	APCD2001-SITE-04349	San Diego	92121	6.21
Sony Computer Entertainment America	APCD2001-SITE-04351	San Diego	92121	119.77
ECI Two Oberlin LLC	APCD2001-SITE-04369	San Diego	92121	39.42
O'Gara Coach La Jolla	APCD2001-SITE-04394	San Diego	92121	628.39
Genomics Institute of the Novartis Research	APCD2001-SITE-04396	San Diego	92121	92.61
Takeda San Diego, Inc	APCD2001-SITE-04420	San Diego	92121	72.49
Tandem Diabetes Care Inc	APCD2001-SITE-04430	San Diego	92121	175.90
Genalyte Inc	APCD2002-SITE-04483	San Diego	92121	5.95
BMR 6828 Nancy Ridge LP	APCD2002-SITE-04518	San Diego	92121	2.88
Novarx	APCD2002-SITE-04541	San Diego	92121	65.22
Inovio Pharmaceuticals Inc	APCD2002-SITE-04560	San Diego	92121	1.44
Shell Energy North America (US), LP	APCD2002-SITE-04566	San Diego	92121	21.28
Qualcom Inc	APCD2002-SITE-04658	San Diego	92121	204.18
BMR-Coast 9 LP	APCD2002-SITE-04701	San Diego	92121	1.04
Pacific Bell	APCD2002-SITE-04748	San Diego	92121	0.00
Vical Inc	APCD2002-SITE-04758	San Diego	92121	0.67
Bumper Medic LLC	APCD2003-SITE-04775	San Diego	92121	628.39
Bioserv Corporation	APCD2003-SITE-04789	San Diego	92121	6.37
The Irvine Company	APCD2003-SITE-04792	San Diego	92121	136.32

Facility Name	APCD Record ID	City	Zip	Emissions (Pounds/Year)
SD County Credit Union	APCD2003-SITE-04917	San Diego	92121	4.21
Intertek Pharmaceutical Services	APCD2003-SITE-04954	San Diego	92121	2.47
Verizon Wireless	APCD2003-SITE-05012	San Diego	92121	2.68
ARE SD Region No 31 LLC	APCD2003-SITE-05053	San Diego	92121	9.07
Charter Communications	APCD2004-SITE-05108	San Diego	92121	4.94
Biovia Corp dba Dassault Systemes	APCD2004-SITE-05245	San Diego	92121	2.30
ARE John Hopkins Court LLC	APCD2004-SITE-05278	San Diego	92121	12.59
EP Wateridge, LLC	APCD2004-SITE-05282	San Diego	92121	13.04
Cibus LLC	APCD2004-SITE-05295	San Diego	92121	0.58
Integra Neurosciences	APCD2004-SITE-05344	San Diego	92121	7.15
Caliber Bodyworks, Inc. DBA Caliber Collision Center	APCD2004-SITE-05434	San Diego	92121	298.93
BioLegend Inc	APCD2004-SITE-05435	San Diego	92121	0.35
Achates Power	APCD2004-SITE-07212	San Diego	92121	1459.21
The Irvine Co	APCD2005-SITE-05507	San Diego	92121	70.50
Oncosec Medical Incorporated	APCD2005-SITE-05511	San Diego	92121	2.90
USE Credit Union	APCD2005-SITE-05528	San Diego	92121	2.45
Country Inn & Suites by Carlson	APCD2005-SITE-05556	San Diego	92121	11.48
CSHV SDTC, LLC	APCD2005-SITE-05557	San Diego	92121	20.31
Suneva Medical Inc	APCD2005-SITE-05568	San Diego	92121	5.53
HCP University Center West LLC	APCD2005-SITE-05659	San Diego	92121	9.94
Alexandria Real Estate Equities Inc	APCD2005-SITE-05722	San Diego	92121	4.92

Facility Name	APCD Record ID	City	Zip	Emissions (Pounds/Year)
Tachyon Networks Inc	APCD2005-SITE-05731	San Diego	92121	0.00
Kyocera Communications	APCD2005-SITE-05741	San Diego	92121	4.54
Time Warner Cable	APCD2005-SITE-05760	San Diego	92121	16.55
SD City Of Police Dept Northern Div	APCD2006-SITE-01755	San Diego	92121	0.85
Top Ridge 6868 LLC	APCD2006-SITE-05862	San Diego	92121	0.09
STATE STREET CORPORATION	APCD2006-SITE-05920	San Diego	92121	3.17
John Hancock Life Insurance Co.	APCD2006-SITE-05943	San Diego	92121	1.45
Ajinomoto Althea Inc	APCD2006-SITE-05951	San Diego	92121	0.77
Qualcomm, Inc.	APCD2006-SITE-05972	San Diego	92121	4.65
Senomyx Inc	APCD2006-SITE-05974	San Diego	92121	2.90
New Cingular Wireless PCS LLC, dba AT&T Mobility	APCD2006-SITE-06064	San Diego	92121	42.06
Veterinary Specialty Hospital	APCD2006-SITE-06070	San Diego	92121	0.07
Altman Investment Co LP	APCD2007-SITE-06107	San Diego	92121	13.72
Beckton Dickenson	APCD2007-SITE-06114	San Diego	92121	0.00
ARE-SD Region No 39 LLC	APCD2007-SITE-06118	San Diego	92121	77.96
Hines Interests Limited Partnership	APCD2007-SITE-06129	San Diego	92121	114.94
Affinity Development Group	APCD2007-SITE-06134	San Diego	92121	1.53
SCRIPPS HEALTH	APCD2007-SITE-06243	San Diego	92121	4.90
Readerlink Marketing Services	APCD2007-SITE-06282	San Diego	92121	17.17
Websense Inc	APCD2007-SITE-06308	San Diego	92121	1.36
R&L Transfer Inc	APCD2007-SITE-06316	San Diego	92121	12.00

Facility Name	APCD Record ID	City	Zip	Emissions (Pounds/Year)
Dexcom Inc	APCD2008-SITE-06356	San Diego	92121	305.25
Torrey Pines Collision Center	APCD2008-SITE-06366	San Diego	92121	628.39
La Jolla Pharmaceutical Company	APCD2008-SITE-06399	San Diego	92121	4.16
Illumina Inc	APCD2008-SITE-06422	San Diego	92121	2.83
Affymetrix Inc	APCD2008-SITE-06476	San Diego	92121	40.13
BMR John Hopkins Court LLC	APCD2008-SITE-06491	San Diego	92121	11.78
Eli Lilly and Company	APCD2008-SITE-06525	San Diego	92121	20.37
Meggitt (San Diego) Inc	APCD2008-SITE-10206	San Diego	92121	0.00
Sharp Rees-Stealy Medical Group	APCD2009-SITE-00256	San Diego	92121	16.03
Scripps Laboratories	APCD2009-SITE-00257	San Diego	92121	2.79
San Diego Fire Rescue	APCD2009-SITE-00302	San Diego	92121	1.82
Sandicor Inc	APCD2009-SITE-00313	San Diego	92121	3.37
Provide Commerce	APCD2009-SITE-06591	San Diego	92121	11.43
Alere North America Inc	APCD2009-SITE-06608	San Diego	92121	24.73
Sycamore Creek Research Park LLC	APCD2010-SITE-00321	San Diego	92121	0.75
Roka Bioscience, Inc.	APCD2010-SITE-00332	San Diego	92121	14.04
Covance Market Access Services	APCD2010-SITE-00338	San Diego	92121	17.87
Surgical Center of San Diego LLC	APCD2010-SITE-00469	San Diego	92121	17.01
Sanford Burnham Medical Research Institute	APCD2010-SITE-00577	San Diego	92121	1.50
San Diego Freightliner	APCD2011-SITE-00594	San Diego	92121	628.39
City of San Diego Collections Div	APCD2011-SITE-00620	San Diego	92121	4.58

Facility Name	APCD Record ID	City	Zip	Emissions (Pounds/Year)
UCSD Medical Center	APCD2011-SITE-00632	San Diego	92121	56.89
HCP Torreyana LLC	APCD2011-SITE-00646	San Diego	92121	1.30
LBA Realty	APCD2011-SITE-00676	San Diego	92121	53.20
Anaptys Bio	APCD2011-SITE-00708	San Diego	92121	0.99
California Proton Treatment Center	APCD2011-SITE-00735	San Diego	92121	39.31
Invivoscribe	APCD2011-SITE-00791	San Diego	92121	2.11
Sharp Healthcare	APCD2011-SITE-00793	San Diego	92121	37.38
Biogen	APCD2011-SITE-00830	San Diego	92121	8.22
Alexandria Real Estate Equitor Inc/Portola	APCD2011-SITE-00838	San Diego	92121	1.34
La Jolla Biologics	APCD2011-SITE-00890	San Diego	92121	72.88
SDPOB (FBI)	APCD2012-SITE-00976	San Diego	92121	65.29
ViaCyte	APCD2012-SITE-01020	San Diego	92121	2.27
Pathway Genomics	APCD2012-SITE-01052	San Diego	92121	12.48
Quantum Design Inc	APCD2012-SITE-01060	San Diego	92121	1.44
TD Ameritrade	APCD2012-SITE-01065	San Diego	92121	14.77
Signal Pharmaceuticals LLC	APCD2012-SITE-01072	San Diego	92121	113.14
Biogen Inc	APCD2012-SITE-01111	San Diego	92121	1.35
Are-SD Region No. 28 LLC	APCD2012-SITE-01152	San Diego	92121	3.93
iboss	APCD2012-SITE-01159	San Diego	92121	25.09
Alliance Diversified Holdings LLC	APCD2012-SITE-01190	San Diego	92121	31.36
ARE 3535/3565 General Atomics Ct LLC	APCD2013-SITE-01256	San Diego	92121	10.36

Facility Name	APCD Record ID	City	Zip	Emissions (Pounds/Year)
Scripps Health	APCD2013-SITE-01260	San Diego	92121	3.89
ARE-SD Region No. 44 LLC	APCD2013-SITE-01291	San Diego	92121	24.23
Regulus Therapeutics	APCD2013-SITE-01292	San Diego	92121	40.88
Walton Torrey-Owner C, LLC	APCD2013-SITE-01293	San Diego	92121	37.42
PaxVax, Inc	APCD2013-SITE-01294	San Diego	92121	0.52
Kratos Defense and Security	APCD2013-SITE-01295	San Diego	92121	4.53
Genomatica Inc	APCD2013-SITE-01320	San Diego	92121	1.95
ARE-SD Region No. 35 LLC	APCD2013-SITE-01350	San Diego	92121	21.16
LPL Financial	APCD2013-SITE-01455	San Diego	92121	10.58
Pacira Pharmaceuticals Inc	APCD2013-SITE-01456	San Diego	92121	0.59
Ajinomoto Althea Inc	APCD2013-SITE-01538	San Diego	92121	19.43
CBRE-Union Bank	APCD2014-SITE-01563	San Diego	92121	0.88
Accriva Diagnostics	APCD2014-SITE-01584	San Diego	92121	5.50
QuickPlay Media INC	APCD2014-SITE-01599	San Diego	92121	24.03
Canyon Plaza	APCD2014-SITE-01657	San Diego	92121	1.82
Irvine Company	APCD2014-SITE-01708	San Diego	92121	5.94
Trilink Biotechnologies Inc	APCD2014-SITE-01710	San Diego	92121	1.58
ecoATM	APCD2014-SITE-01718	San Diego	92121	1.51
Dexcom Inc	APCD2014-SITE-01730	San Diego	92121	0.32
Solstice Biologics	APCD2014-SITE-01819	San Diego	92121	6.45
Sherpa Clinical Packaging	APCD2015-SITE-01853	San Diego	92121	0.77

Facility Name	APCD Record ID	City	Zip	Emissions (Pounds/Year)
IDA	APCD2015-SITE-01870	San Diego	92121	5.24
Campus Point	APCD2015-SITE-01955	San Diego	92121	24.55
Agene BioSciences INC.	APCD2015-SITE-01992	San Diego	92121	6.46
ARRIS Group Inc	APCD2015-SITE-02058	San Diego	92121	24.09
Lilly Biotechnology	APCD2016-SITE-02108	San Diego	92121	0.00
IGNYTA INC	APCD2016-SITE-02151	San Diego	92121	20.52
Omniome, Inc.	APCD2016-SITE-02228	San Diego	92121	3.64
HCP Life Science Reit Inc	APCD2016-SITE-02244	San Diego	92121	3.96
BMR-Axiom LP	APCD2017-SITE-02339	San Diego	92121	2.78
University City Service Center Inc	APCD1981-SITE-02715	San Diego	92122	87.68
Hyatt Regency La Jolla	APCD1989-SITE-07653	San Diego	92122	18.02
RP Aventine Office Owner LLC	APCD1990-SITE-07690	San Diego	92122	16.16
Pacific Regent Lifecare Inc	APCD1990-SITE-07978	San Diego	92122	25.18
University Ambulatory Surgery Center	APCD1991-SITE-08119	San Diego	92122	6.58
Church of Jesus Christ LDS	APCD1992-SITE-08580	San Diego	92122	8.97
Embassy Suites Hotel	APCD1994-SITE-08949	San Diego	92122	6.03
Vi at La Jolla Village	APCD1995-SITE-09275	San Diego	92122	192.16
Costa Verde East Village LLC	APCD2001-SITE-04235	San Diego	92122	5.64
Garden Communities	APCD2005-SITE-05559	San Diego	92122	3.22
UTC LLC	APCD2005-SITE-05606	San Diego	92122	0.49
La Jolla Gateway	APCD2005-SITE-05658	San Diego	92122	14.39

Facility Name	APCD Record ID	City	Zip	Emissions (Pounds/Year)
Mitchell International	APCD2010-SITE-00445	San Diego	92122	9.14
National Cemetery Administration Dept of Veterans Affairs	APCD2011-SITE-00777	San Diego	92122	2.33
Phase 3 Real Estate Partners	APCD2016-SITE-02240	San Diego	92122	3.78
Sharp Mesa Vista Hospital	APCD1976-SITE-00134	San Diego	92123	61.28
SD CO of Gen Svcs PR0086	APCD1976-SITE-00190	San Diego	92123	771.17
SD City of Fire Dept Repair Facility	APCD1976-SITE-01280	San Diego	92123	3.89
Treasure Franchise Company LLC	APCD1980-SITE-02201	San Diego	92123	102.19
EBK Petroleum Inc	APCD1981-SITE-00763	San Diego	92123	67.44
Genesse Valero	APCD1981-SITE-02261	San Diego	92123	77.36
San Diego Unified School District	APCD1984-SITE-01068	San Diego	92123	3.34
7 Eleven Food Stores	APCD1984-SITE-03386	San Diego	92123	45.79
Maaco	APCD1985-SITE-03681	San Diego	92123	1687.68
City of SD Police Dept	APCD1987-SITE-07105	San Diego	92123	0.96
MCI	APCD1989-SITE-07580	San Diego	92123	68.76
Crossroad Petroleum	APCD1990-SITE-07757	San Diego	92123	87.68
Kaiser Permanente	APCD1995-SITE-09192	San Diego	92123	8.18
Verizon Wireless	APCD1995-SITE-09264	San Diego	92123	2.09
SD City Of Metro Wastewater Dept	APCD1995-SITE-09300	San Diego	92123	1.91
Stonecrest Gas & Wash	APCD1996-SITE-09313	San Diego	92123	87.68
Oasis Surgery Center	APCD1996-SITE-09516	San Diego	92123	6.58
MCI	APCD1997-SITE-09941	San Diego	92123	63.50

Facility Name	APCD Record ID	City	Zip	Emissions (Pounds/Year)
California Regional Intranet Inc	APCD1997-SITE-09980	San Diego	92123	2.88
Level 3 Communications	APCD1998-SITE-10413	San Diego	92123	108.52
Level 3 Communications	APCD1998-SITE-10442	San Diego	92123	25.81
7 Eleven #32606	APCD1998-SITE-10492	San Diego	92123	87.68
Luxury Auto Body	APCD1999-SITE-10838	San Diego	92123	307.01
Jack In The Box Inc	APCD2000-SITE-03832	San Diego	92123	18.65
MPower Communications	APCD2000-SITE-03913	San Diego	92123	8.81
Clear Channel Communications	APCD2000-SITE-04026	San Diego	92123	5.16
Entravision Communications Corp	APCD2001-SITE-04280	San Diego	92123	3.30
Northrop Grumman Systems Corp	APCD2001-SITE-04334	San Diego	92123	1.09
Castle Access	APCD2001-SITE-04391	San Diego	92123	167.92
Federal Aviation Administration	APCD2002-SITE-04484	San Diego	92123	2.60
Iron Mountain Off Site Data Protection	APCD2002-SITE-04727	San Diego	92123	3.21
Courtyard San Diego Kearny Mesa	APCD2002-SITE-04731	San Diego	92123	0.43
EWE Capital LLC	APCD2003-SITE-04851	San Diego	92123	6.73
Aero Industrial LTD	APCD2003-SITE-05033	San Diego	92123	2.67
Sharp Healthcare	APCD2004-SITE-02307	San Diego	92123	0.88
Quality Circuit Assembly	APCD2004-SITE-05281	San Diego	92123	2.56
I2B Networks, Inc	APCD2004-SITE-05355	San Diego	92123	37.91
Sharp Health Care	APCD2004-SITE-05416	San Diego	92123	7.58
American Medical Response	APCD2005-SITE-05541	San Diego	92123	7.44

Facility Name	APCD Record ID	City	Zip	Emissions (Pounds/Year)
Sharp Healthcare	APCD2005-SITE-05555	San Diego	92123	12.68
San Diego Gas & Electric	APCD2005-SITE-05570	San Diego	92123	1.59
Kusi TV	APCD2005-SITE-05577	San Diego	92123	1.02
King Schools Inc	APCD2005-SITE-05579	San Diego	92123	2.56
Coast Surgery Center	APCD2005-SITE-05631	San Diego	92123	1.56
American Red Cross	APCD2005-SITE-05683	San Diego	92123	2.23
San Diego Center for Reproductive Surgery	APCD2005-SITE-05720	San Diego	92123	0.99
San Diego County Water Authority	APCD2005-SITE-05763	San Diego	92123	18.36
CALTRANS	APCD2006-SITE-05853	San Diego	92123	0.93
Sunroad Enterprises Inc	APCD2006-SITE-05977	San Diego	92123	12.09
National University	APCD2007-SITE-06236	San Diego	92123	0.05
Portofino San Diego soon to be Hilton Garden Inn	APCD2007-SITE-06272	San Diego	92123	1.08
Resmed Corp DBA Neal Electric Corp	APCD2007-SITE-06332	San Diego	92123	49.93
California Regional Intranet Inc	APCD2008-SITE-06503	San Diego	92123	234.27
Carinet Inc	APCD2008-SITE-06504	San Diego	92123	146.56
YMCA Of SD County	APCD2008-SITE-06521	San Diego	92123	1.89
Cubic Corporation	APCD2009-SITE-06578	San Diego	92123	3.32
Parkview Apartments	APCD2009-SITE-06579	San Diego	92123	1.53
ScaleMatrix	APCD2010-SITE-00573	San Diego	92123	275.28
San Diego Collision Repair	APCD2011-SITE-00616	San Diego	92123	628.39
City of San Diego	APCD2011-SITE-00800	San Diego	92123	1.05

Facility Name	APCD Record ID	City	Zip	Emissions (Pounds/Year)
Reit Management & Research Inc.	APCD2011-SITE-00807	San Diego	92123	1.32
Rady Childrens Medical Office	APCD2011-SITE-00898	San Diego	92123	4.94
Kaiser Permanente	APCD2012-SITE-01105	San Diego	92123	5.96
California Coast Credit Union	APCD2012-SITE-01158	San Diego	92123	15.30
Kaiser Permanente	APCD2013-SITE-01255	San Diego	92123	1288.29
American Red Cross	APCD2013-SITE-01262	San Diego	92123	1.91
Four Points by Sheraton	APCD2013-SITE-01324	San Diego	92123	4.85
WAXIE Sanitary Supply	APCD2014-SITE-01632	San Diego	92123	2.37
NBC Universal	APCD2015-SITE-01927	San Diego	92123	32.88
Sharp Healthcare	APCD2015-SITE-01989	San Diego	92123	0.27
SDG&E	APCD2015-SITE-02037	San Diego	92123	1.20
USN Exchange Murphy Canyon Gas Stat	APCD1992-SITE-08403	San Diego	92124	1978.45
7-Eleven Inc.	APCD1996-SITE-09601	San Diego	92124	87.68
Verizon Wireless	APCD2002-SITE-04724	San Diego	92124	1.17
Charter Communications	APCD2004-SITE-05112	San Diego	92124	3.23
La Mirage Apts	APCD2009-SITE-06549	San Diego	92124	10.03
City of San Diego Water Dept	APCD2010-SITE-00322	San Diego	92124	5.10
SD Unified School District Board of Education	APCD2012-SITE-01204	San Diego	92124	21.22
SD Community College Dist Miramar College	APCD1976-SITE-01296	San Diego	92126	4.27
Miramar Auto Body	APCD1980-SITE-00501	San Diego	92126	71.82
Tesoro/Shell Site #68604	APCD1981-SITE-00805	San Diego	92126	110.89

Facility Name	APCD Record ID	City	Zip	Emissions (Pounds/Year)
Tesoro Refining and Marketing (USA)	APCD1981-SITE-02314	San Diego	92126	89.33
Pacific Bell	APCD1982-SITE-02091	San Diego	92126	30.18
Black Mountain Collision	APCD1982-SITE-03024	San Diego	92126	628.39
Tesoro Refining & Marketing Co LLC CC#68605	APCD1984-SITE-03489	San Diego	92126	156.38
7-Eleven Food Store # 25629	APCD1984-SITE-03538	San Diego	92126	87.68
Collision Factory Inc	APCD1986-SITE-06813	San Diego	92126	628.39
Circle K Stores, Inc. # 8688	APCD1988-SITE-07334	San Diego	92126	80.94
Rush Truck Center	APCD1991-SITE-08005	San Diego	92126	628.39
Federal Aviation Administration	APCD1992-SITE-08500	San Diego	92126	275.98
Eastgate Auto Center, Body & Towing	APCD1995-SITE-00063	San Diego	92126	628.39
7 Eleven #32131	APCD1996-SITE-09475	San Diego	92126	87.68
Tesoro Refining & Marketing CC#68611	APCD1996-SITE-09772	San Diego	92126	115.60
San Diego Fire & Life Safety Services	APCD2000-SITE-04022	San Diego	92126	5.99
Sharp Rees-Stealy Medical Center	APCD2002-SITE-04698	San Diego	92126	0.89
J&M Auto Body Inc	APCD2003-SITE-04795	San Diego	92126	206.47
The Home Depot	APCD2003-SITE-04850	San Diego	92126	5.39
Providence 9431 Dowdy Drive, LLC	APCD2006-SITE-06024	San Diego	92126	2.24
Save Auto Repair Smog Body Work Paint	APCD2010-SITE-00389	San Diego	92126	0.00
Ability Auto Body & Paint	APCD2013-SITE-01296	San Diego	92126	128.95
Luxury Auto Body of Miramar Inc	APCD2013-SITE-01323	San Diego	92126	405.76
HP Inc.	APCD1976-SITE-01804	San Diego	92127	73.48

Facility Name	APCD Record ID	City	Zip	Emissions (Pounds/Year)
Westside Cleaners	APCD1987-SITE-07150	San Diego	92127	0.00
Hawthorne Machinery Co	APCD1990-SITE-07785	San Diego	92127	307.59
AT&T	APCD1990-SITE-07808	San Diego	92127	0.76
CASA DE LAS CAMPANAS	APCD1991-SITE-08274	San Diego	92127	19.18
Olivenhain Municipal Water District	APCD1995-SITE-09173	San Diego	92127	0.14
National Weather Service Forecast Office	APCD1995-SITE-09205	San Diego	92127	0.82
Drawbridge Via Del Campo, LLC	APCD1997-SITE-10262	San Diego	92127	13.98
Hologic	APCD1998-SITE-10526	San Diego	92127	4.64
SD City Of Metro Wastewater Dept	APCD1999-SITE-10754	San Diego	92127	103.08
Cymer Inc	APCD2000-SITE-03896	San Diego	92127	7.48
Northrop Grumman System Corp	APCD2000-SITE-03897	San Diego	92127	3.50
SD City Of Metro Wastewater Dept	APCD2001-SITE-04194	San Diego	92127	1.58
SD City Of Metro Wastewater Dept	APCD2001-SITE-04198	San Diego	92127	0.93
BAE Systems IESI	APCD2001-SITE-04205	San Diego	92127	28.03
Scripps Health	APCD2001-SITE-04274	San Diego	92127	30.40
San Diego City of Metro Wastewater Dept	APCD2001-SITE-04338	San Diego	92127	2.60
4S Ranch N 1 Wastewater Pump Station	APCD2001-SITE-04440	San Diego	92127	8.41
Rancho Santa Fe Fire District	APCD2002-SITE-04461	San Diego	92127	12.57
Cymer Corp	APCD2002-SITE-04771	San Diego	92127	161.12
Verizon Wireless	APCD2003-SITE-04898	San Diego	92127	0.94
Charter Communications	APCD2004-SITE-05121	San Diego	92127	2.79

Facility Name	APCD Record ID	City	Zip	Emissions (Pounds/Year)
SD City of Metro Wastewater Dept	APCD2004-SITE-05149	San Diego	92127	2.68
Mission Federal Credit Union	APCD2004-SITE-05153	San Diego	92127	0.00
4S Ranch N 3 Wastewater Pump Station	APCD2004-SITE-05256	San Diego	92127	9.94
Teradata	APCD2004-SITE-05461	San Diego	92127	26.91
Bernardo Summit LLC	APCD2005-SITE-05466	San Diego	92127	19.77
Villa Rancho Bernardo Health Care Center	APCD2005-SITE-05587	San Diego	92127	7.36
Olivenhain Municipal Water District	APCD2005-SITE-05814	San Diego	92127	7.41
Intuit	APCD2007-SITE-06146	San Diego	92127	13.07
Del Norte High School	APCD2007-SITE-06293	San Diego	92127	1.24
West Bernardo Ventures LLC	APCD2008-SITE-06489	San Diego	92127	0.39
Millennium Laboratories	APCD2010-SITE-00346	San Diego	92127	91.62
General Atomics	APCD2010-SITE-00391	San Diego	92127	5.11
Nokia	APCD2010-SITE-00423	San Diego	92127	81.21
W/GL Via Esprillo Holdings VII LLC	APCD2012-SITE-00989	San Diego	92127	0.66
Petco Animal Supplies	APCD2014-SITE-01791	San Diego	92127	0.29
Sharp	APCD2016-SITE-02077	San Diego	92127	5.69
General Atomics	APCD2016-SITE-02092	San Diego	92127	53.23
Circle K # 2709452	APCD1982-SITE-02384	San Diego	92128	180.23
SD City Water Utilities So Creek Station	APCD1992-SITE-08446	San Diego	92128	7.08
Rancho Bernardo Surgery Center	APCD1993-SITE-08830	San Diego	92128	13.55
Tesoro Refining & Marketing Co LLC CC# 68602	APCD1994-SITE-08316	San Diego	92128	132.04

Facility Name	APCD Record ID	City	Zip	Emissions (Pounds/Year)
Tesoro Refining & Marketing Co LLC CC#68607	APCD1994-SITE-09034	San Diego	92128	119.61
Pacific Bell	APCD1998-SITE-10569	San Diego	92128	56.40
City of SD Water Dept	APCD2000-SITE-03925	San Diego	92128	0.00
Belmont Village Sabre Springs	APCD2000-SITE-04051	San Diego	92128	11.61
Castle Access	APCD2001-SITE-04126	San Diego	92128	264.28
San Diego City Of Metro Wastewater Dept	APCD2001-SITE-04347	San Diego	92128	3.26
Charter Communications	APCD2004-SITE-05115	San Diego	92128	2.79
THE HOME DEPOT	APCD2004-SITE-05362	San Diego	92128	7.53
General Atomics Aeronautical Systems Inc	APCD2004-SITE-05392	San Diego	92128	8.40
HIR Avenue of Science LLC	APCD2004-SITE-05448	San Diego	92128	1.09
Remington Club The	APCD2005-SITE-05533	San Diego	92128	18.42
Aurora Behavioral Hospital	APCD2005-SITE-05562	San Diego	92128	12.91
Carmel Mt Rehabilitation & Healthcare	APCD2005-SITE-05571	San Diego	92128	2.68
Poway Unified School Dist	APCD2005-SITE-05789	San Diego	92128	1.65
CALTRANS	APCD2006-SITE-05850	San Diego	92128	2.44
Vital Therapies	APCD2008-SITE-06345	San Diego	92128	0.94
San Diego City of Water Dept	APCD2008-SITE-06452	San Diego	92128	10.20
Hitachi Data Systems	APCD2009-SITE-00305	San Diego	92128	4.72
Labcorp	APCD2009-SITE-06610	San Diego	92128	5.05
Poway Unified School District	APCD2010-SITE-00373	San Diego	92128	10.17
12375 Jaxell LLC	APCD2012-SITE-01076	San Diego	92128	17.80

Facility Name	APCD Record ID	City	Zip	Emissions (Pounds/Year)
EDF Renewable Energy	APCD2013-SITE-01331	San Diego	92128	3.87
BioMed Realty	APCD2013-SITE-01491	San Diego	92128	2.19
Daybreak Game Company	APCD2015-SITE-01915	San Diego	92128	3.63
Insurance Company of the West	APCD2016-SITE-02071	San Diego	92128	6.34
Circle K	APCD1981-SITE-02408	San Diego	92129	58.01
Chevron	APCD1981-SITE-02612	San Diego	92129	98.17
Circle K # 2709423	APCD1987-SITE-07210	San Diego	92129	110.62
Tesoro South Coast Co LLC CC#68608	APCD1997-SITE-09942	San Diego	92129	147.95
Chevron SS #205126	APCD2000-SITE-03793	San Diego	92129	131.25
City of SD Water Dept	APCD2000-SITE-03923	San Diego	92129	7.48
SD City of Metro Wastewater Dept Collections Div	APCD2001-SITE-04304	San Diego	92129	8.38
San Diego City Of	APCD2001-SITE-04322	San Diego	92129	7.26
SD City Of	APCD2001-SITE-04408	San Diego	92129	5.60
Verizon Wireless	APCD2002-SITE-04468	San Diego	92129	4.57
Pacific Bell	APCD2002-SITE-04564	San Diego	92129	51.44
Circle K # 2709485	APCD2002-SITE-04676	San Diego	92129	226.01
Charter Communications	APCD2004-SITE-05113	San Diego	92129	7.57
Charter Communications	APCD2004-SITE-05114	San Diego	92129	2.79
SD City of Police Dept NE Div	APCD2006-SITE-07235	San Diego	92129	1.71
Poway Unified School District	APCD2009-SITE-00238	San Diego	92129	1.64
Poway Unified School District Park Village	APCD2009-SITE-00242	San Diego	92129	0.57

Facility Name	APCD Record ID	City	Zip	Emissions (Pounds/Year)
KA Mgt, DBA Carmel Valley Shell	APCD1981-SITE-00745	San Diego	92130	90.69
Verizon Wireless	APCD1995-SITE-09259	San Diego	92130	2.01
Insurance Company of The West	APCD1996-SITE-09660	San Diego	92130	14.98
Brookdale Carmel Valley	APCD1998-SITE-10386	San Diego	92130	15.65
COGNAC DEL MAR	APCD2000-SITE-03930	San Diego	92130	55.20
CareFusion	APCD2001-SITE-04178	San Diego	92130	36.15
7 Eleven Inc #34358	APCD2001-SITE-04227	San Diego	92130	87.68
Del Mar Gateway Marriott	APCD2001-SITE-04323	San Diego	92130	10.34
El Camino Tower II LLC	APCD2002-SITE-04448	San Diego	92130	9.24
Charter Communications	APCD2004-SITE-05111	San Diego	92130	2.79
Neurocrine Biosciences Inc	APCD2004-SITE-05201	San Diego	92130	98.56
SD City of Metro Wastewater Dept	APCD2004-SITE-05320	San Diego	92130	13.65
Scripps Clinic Carmel Valley	APCD2004-SITE-05324	San Diego	92130	6.45
City of San Diego	APCD2007-SITE-06106	San Diego	92130	1.88
Freeman Associates Investment Mgmt LLC	APCD2007-SITE-06135	San Diego	92130	5.42
SD Police Dept	APCD2008-SITE-05915	San Diego	92130	21.00
Fairmont Grand Del Mar	APCD2008-SITE-06467	San Diego	92130	0.91
San Diego Fire Rescue	APCD2009-SITE-00303	San Diego	92130	1.88
Double Tree by Hilton Del Mar	APCD2010-SITE-00453	San Diego	92130	2.41
Towers Watson	APCD2011-SITE-00645	San Diego	92130	0.05
AMN Healthcare	APCD2011-SITE-00706	San Diego	92130	3.13

Facility Name	APCD Record ID	City	Zip	Emissions (Pounds/Year)
Latham & Watkins, LLP	APCD2013-SITE-01461	San Diego	92130	5.52
Reproductive Sciences Management Company, LLC	APCD2014-SITE-01658	San Diego	92130	5.50
Kilroy Realty Corporation	APCD2014-SITE-01695	San Diego	92130	0.06
San Diego Fertility Center	APCD2015-SITE-01967	San Diego	92130	2.28
SD City of Water Miramar Filter Plt	APCD1976-SITE-01395	San Diego	92131	5.82
Market at the Ranch	APCD1984-SITE-03363	San Diego	92131	87.68
Inova Diagnostics Inc	APCD1996-SITE-09412	San Diego	92131	10.84
Circle K # 2709476	APCD1998-SITE-10309	San Diego	92131	137.05
County of San Diego Air Pollution Control District	APCD1998-SITE-10382	San Diego	92131	7.10
The HD Supply Facilities Maintenance	APCD1999-SITE-10845	San Diego	92131	242.32
Dart Neuroscience LLC	APCD1999-SITE-10911	San Diego	92131	3.05
City of SD Water Department	APCD2000-SITE-03855	San Diego	92131	3.88
City of SD Water Dept	APCD2000-SITE-03926	San Diego	92131	30.57
San Diego Fire & Life Safety Services	APCD2000-SITE-04023	San Diego	92131	0.15
SD City of Metro Wastewater Dept	APCD2001-SITE-04341	San Diego	92131	2.87
Tesoro Refining & Marketing Company LLC	APCD2002-SITE-04717	San Diego	92131	107.67
Verizon Wireless	APCD2002-SITE-04722	San Diego	92131	1.35
Double Black Diamond Properties LLC	APCD2002-SITE-04754	San Diego	92131	0.75
Charter Communications	APCD2004-SITE-05110	San Diego	92131	2.74
Navy Federal Credit Union	APCD2004-SITE-05257	San Diego	92131	14.00
INOVA Diagnostics Inc	APCD2004-SITE-05259	San Diego	92131	25.42

Facility Name	APCD Record ID	City	Zip	Emissions (Pounds/Year)
MedImpact Healthcare Systems Inc	APCD2004-SITE-05358	San Diego	92131	2.36
San Diego County Water Authority	APCD2005-SITE-05654	San Diego	92131	7.54
National Pen Co LLC	APCD2008-SITE-06494	San Diego	92131	4.17
Scripps Highland M/I Development, LP.	APCD2009-SITE-00229	San Diego	92131	9.95
SD City of Water Department	APCD2009-SITE-06595	San Diego	92131	7.58
City of San Diego Water Dept	APCD2010-SITE-00320	San Diego	92131	6.45
Secure Payment Systems	APCD2012-SITE-00934	San Diego	92131	0.31
OF 11 Scripps Summit LLC	APCD2012-SITE-01186	San Diego	92131	4.29
Commander Navy Region Southwest N45/Air	APCD1980-SITE-01571	San Diego	92132	33.52
USN NAV STA 1 SCE	APCD2005-SITE-05712	San Diego	92136	30.45
Pacific Beacon LLC	APCD2007-SITE-06152	San Diego	92136	50.41
Pacific Beacon LLC	APCD2007-SITE-06259	San Diego	92136	8.97
NEPMU-5	APCD2008-SITE-06410	San Diego	92136	7.12
Pacific Bell	APCD1995-SITE-09255	San Diego	92139	4.29
National Weather Service Forecast Office	APCD2002-SITE-04697	San Diego	92145	4.59
USN Flt Anti Sub Wrftr Trng Ctr PAC	APCD1982-SITE-00168	San Diego	92147	34.88
Tesoro Refining & Marketing Co LLC	APCD1981-SITE-02317	San Diego	92154	218.83
7 Eleven Food Stores	APCD1985-SITE-06679	San Diego	92154	21.52
7 Eleven Food Store #27771	APCD1986-SITE-07014	San Diego	92154	87.68
US Border Patrol	APCD1987-SITE-07196	San Diego	92154	3.73
SD City of Police Dept Southern Div	APCD1992-SITE-08483	San Diego	92154	2.89

Facility Name	APCD Record ID	City	Zip	Emissions (Pounds/Year)
Sunsett Paint & Body Works	APCD1993-SITE-08832	San Diego	92154	20.36
Chevron	APCD1994-SITE-09027	San Diego	92154	126.60
BikeBandit.com	APCD1995-SITE-09084	San Diego	92154	0.90
Truck Net LLC	APCD1997-SITE-09838	San Diego	92154	87.68
DaVita Healthcare Partners Inc	APCD1997-SITE-09856	San Diego	92154	12.95
US General Services Administration	APCD1997-SITE-10006	San Diego	92154	1.35
Middle East Auto Dismantling	APCD1997-SITE-10146	San Diego	92154	34.11
7 Eleven #32290	APCD1998-SITE-10370	San Diego	92154	87.68
Kaiser Permanente-Fac Ops Mgr	APCD1998-SITE-10409	San Diego	92154	30.53
SD City Dept Of Metro Wastewater	APCD1999-SITE-10755	San Diego	92154	6.33
Fix Auto Chula Vista	APCD1999-SITE-10844	San Diego	92154	448.85
HOME DEPOT THE	APCD2000-SITE-03957	San Diego	92154	36.55
Pacific Bell	APCD2001-SITE-04130	San Diego	92154	14.81
SD City Of Metro Wastewater Dept	APCD2001-SITE-04190	San Diego	92154	2.05
Noil USA Inc	APCD2001-SITE-04244	San Diego	92154	87.68
SD City of Metro Wastewater Dept	APCD2001-SITE-04344	San Diego	92154	2.68
CBP Air and Marine	APCD2002-SITE-04674	San Diego	92154	0.83
International Boundary And Water Commission	APCD2003-SITE-04826	San Diego	92154	5.60
International Boundary And Water Commission	APCD2003-SITE-04827	San Diego	92154	26.52
Spinnaker Homeowner's Association	APCD2003-SITE-04830	San Diego	92154	1.17
AT&T Mobility Brown Field 23170	APCD2004-SITE-05184	San Diego	92154	0.75

Facility Name	APCD Record ID	City	Zip	Emissions (Pounds/Year)
Otay Mesa Sales	APCD2004-SITE-05274	San Diego	92154	628.39
US Border Patrol	APCD2004-SITE-05317	San Diego	92154	628.39
Panasonic North American Corporation of North America	APCD2006-SITE-05865	San Diego	92154	4.99
San Diego City of Fire Rescue	APCD2006-SITE-05879	San Diego	92154	2.79
SD City of Brown Field Airport	APCD2007-SITE-03488	San Diego	92154	4.86
Mission Imprintables	APCD2007-SITE-06156	San Diego	92154	2.65
EastGroup Properties, L.P. c/o IDS Real Estate Group	APCD2007-SITE-06242	San Diego	92154	4.39
San Diego City Of Metropolitan Wastewater Dept	APCD2007-SITE-06246	San Diego	92154	13.96
Innovative Cold Storage II	APCD2008-SITE-06456	San Diego	92154	4.42
Expeditor International	APCD2008-SITE-06483	San Diego	92154	0.51
International Trailer Services Inc	APCD2009-SITE-00296	San Diego	92154	0.00
EGP 2297 Otay LLC	APCD2012-SITE-01022	San Diego	92154	0.18
Otay Tijuana Cross Border Facility	APCD2012-SITE-01228	San Diego	92154	0.00
Jensen Meat	APCD2013-SITE-01278	San Diego	92154	1.12
KW Otay LLC	APCD2014-SITE-01597	San Diego	92154	2.95
Adesa	APCD2014-SITE-01660	San Diego	92154	147.22
Otay Mesa Detention Center	APCD2014-SITE-01720	San Diego	92154	205.34
Agri Service Inc	APCD2015-SITE-01868	San Diego	92154	55.16
B&D Concrete	APCD2015-SITE-01929	San Diego	92154	3.78
Customs & Border Protection	APCD2015-SITE-01991	San Diego	92154	2.65
Veterans Medical Research Foundation	APCD2010-SITE-00459	San Diego	92161	1.18

Facility Name	APCD Record ID	City	Zip	Emissions (Pounds/Year)
US General Services Administration	APCD1979-SITE-01245	San Diego	92173	8.20
St Clair Enterprises Inc	APCD1980-SITE-02351	San Diego	92173	121.09
US Border Patrol	APCD1981-SITE-02036	San Diego	92173	4.99
Tesoro South Coast Company	APCD1991-SITE-08057	San Diego	92173	68.99
San Ysidro Fire Station #29	APCD2007-SITE-06133	San Diego	92173	1.88
KPBS Mt Miguel-Transmitter	APCD2013-SITE-01321	San Diego	92182	14.19
Tesoro Refining & Marketing CC#68850	APCD1981-SITE-00769	San Diego	92101	170.59
SD Trolley Inc	APCD1982-SITE-03171	San Diego	92101	1258.38
SD Co Of Fac Svcs Div (Pro353)	APCD1996-SITE-09323	San Diego	92101	28.95
Pacific Bell	APCD1991-SITE-08293	San Diego	92102	31.27
Pacific Bell	APCD1980-SITE-00408	San Diego	92103	517.06
Caliber Collision Centers	APCD1985-SITE-03663	San Diego	92111	1228.79
AT&T Mobility Ruffner 14498	APCD1994-SITE-08965	San Diego	92111	9.40
Danny's Paint & Body Shop	APCD1976-SITE-00434	San Diego	92113	628.39
Tesoro South Coast Co LLC Cc# 68601	APCD1981-SITE-00802	San Diego	92113	155.50
Caliber Collision Centers	APCD1991-SITE-08064	San Diego	92121	1346.55
Irvine Co	APCD2006-SITE-05960	San Diego	92121	3.93
SD Co Dept Of General Svcs Pr0340	APCD1990-SITE-07810	San Diego	92123	11.78
SD Co Of Gen Svcs Pr0263	APCD1994-SITE-08923	San Diego	92123	8.90
Collins Business Park I	APCD1999-SITE-03733	San Diego	92123	4.68
Jack Henry & Assoc	APCD2004-SITE-05366	San Diego	92123	40.01

Facility Name	APCD Record ID	City	Zip	Emissions (Pounds/Year)
Tesoro Refining & Marketing Llc Cc#68603	APCD1991-SITE-08012	San Diego	92126	242.98
Sd Co Of	APCD2007-SITE-06131	San Diego	92127	3.44
Scripps Rancho Bernardo Clinic Expansion	APCD2007-SITE-06284	San Diego	92128	10.89
Palomar College	APCD1978-SITE-00973	San Marcos	92069	525.83
Master Care Body and Paint	APCD1980-SITE-01714	San Marcos	92069	628.39
7 Eleven Food Stores #18977	APCD1981-SITE-02469	San Marcos	92069	87.68
Active Auto Collision Inc	APCD1981-SITE-03126	San Marcos	92069	6822.53
Auto Body of San Marcos	APCD1989-SITE-07577	San Marcos	92069	628.39
San Marcos City of Public Works Dept	APCD1992-SITE-08366	San Marcos	92069	10.30
Pacific Bell	APCD1993-SITE-08731	San Marcos	92069	29.17
Tesoro South Coast Co LLC CC# 68615	APCD1994-SITE-08964	San Marcos	92069	135.14
Vallecitos Water District	APCD1996-SITE-09546	San Marcos	92069	53.06
Chevron #202870	APCD1997-SITE-10190	San Marcos	92069	89.80
Vallecitos Water District	APCD1997-SITE-10273	San Marcos	92069	4.94
RHashemi, Inc. DBA MAACO Collision Repair & Auto Painting	APCD1999-SITE-10839	San Marcos	92069	330.35
Vallecitos Water District	APCD2000-SITE-04032	San Marcos	92069	21.58
Vallecitos Water District	APCD2000-SITE-04033	San Marcos	92069	2.79
Willys Auto Body	APCD2003-SITE-04912	San Marcos	92069	628.39
HOME DEPOT	APCD2003-SITE-05050	San Marcos	92069	5.39
7 Eleven #33971	APCD2004-SITE-05249	San Marcos	92069	87.68
Teamwork Athletic Apparel	APCD2004-SITE-05375	San Marcos	92069	3.77

Facility Name	APCD Record ID	City	Zip	Emissions (Pounds/Year)
City Of San Marcos	APCD2004-SITE-05436	San Marcos	92069	5.32
City Of San Marcos	APCD2004-SITE-05437	San Marcos	92069	3.37
Vallecitos Water District	APCD2005-SITE-05660	San Marcos	92069	7.77
San Diego County Water Authority Twin Oaks Valley	APCD2005-SITE-05793	San Marcos	92069	57.93
Westland Nursery LLC	APCD2008-SITE-06364	San Marcos	92069	1.60
North County Health Services	APCD2015-SITE-02007	San Marcos	92069	6.36
San Diego County Water Authority	APCD2017-SITE-02336	San Marcos	92069	5.16
Cart Mart, Inc.	APCD1983-SITE-03277	San Marcos	92078	628.39
Questhaven Pacific View LLC	APCD1983-SITE-03323	San Marcos	92078	1.17
TLC Auto Body & Paint	APCD1987-SITE-07188	San Marcos	92078	628.39
Campus 76	APCD1990-SITE-07747	San Marcos	92078	87.68
San Marcos Shell	APCD1991-SITE-08126	San Marcos	92078	183.28
Sunny Fresh Cleaners #16	APCD1992-SITE-08390	San Marcos	92078	336.50
CA ST University San Marcos	APCD1993-SITE-08849	San Marcos	92078	430.99
TAG Collision Inc	APCD1998-SITE-10396	San Marcos	92078	1181.37
SBC California	APCD2003-SITE-04807	San Marcos	92078	4.25
Fry's Electronics	APCD2003-SITE-04854	San Marcos	92078	46.72
Village Square Nursing	APCD2004-SITE-05463	San Marcos	92078	15.79
Vallecitos Water District	APCD2005-SITE-05802	San Marcos	92078	3.66
San Elijo Hills Chevron	APCD2005-SITE-05810	San Marcos	92078	87.68
City Of San marcos Fire Station #2	APCD2006-SITE-06008	San Marcos	92078	3.47

Facility Name	APCD Record ID	City	Zip	Emissions (Pounds/Year)
Oncore Manufacturing Services LLC	APCD2006-SITE-06053	San Marcos	92078	0.84
InSite Towers Development LLC	APCD2007-SITE-06327	San Marcos	92078	0.00
San Marcos Fire Department	APCD2008-SITE-06342	San Marcos	92078	3.39
Kaiser Foundation Hospitals	APCD2011-SITE-00795	San Marcos	92078	9.24
WinCo Foods	APCD2015-SITE-01888	San Marcos	92078	36.00
Caliber Collision Centers	APCD1981-SITE-03009	San Marcos	92078	910.07
Ajinomoto Althea Inc	APCD2003-SITE-04859	San Diego	92121	23.45
San Ysidro Chevron	APCD1981-SITE-02518	San Ysidro	92173	87.68
Tesoro #68616	APCD1981-SITE-02656	San Ysidro	92173	145.24
Primera Market & Gas	APCD1981-SITE-02697	San Ysidro	92173	87.68
7 Eleven Food Stores	APCD1982-SITE-01105	San Ysidro	92173	87.68
76 Products #256412	APCD1982-SITE-02699	San Ysidro	92173	87.68
Pacific Bell	APCD1991-SITE-08292	San Ysidro	92173	17.67
Verizon Wireless	APCD2004-SITE-05157	San Ysidro	92173	1.90
U S General Services Administration	APCD2010-SITE-00499	san Ysidro	92173	3.26
Kcorp Technology	APCD2016-SITE-02069	San Ysidro	92173	21.61
San Diego County Office of Education - Camp Fox	APCD1976-SITE-01261	Santa Ysabel	92070	5.86
John Farkash	APCD2016-SITE-02214	Santa Ysabel	92070	12.97
Lloyd's Collision Center	APCD1976-SITE-01307	Santee	92071	448.85
De Alba's Hwy 52 Collision Center	APCD1979-SITE-01473	Santee	92071	628.39
Circle K # 2955	APCD1981-SITE-00675	Santee	92071	23.17

Facility Name	APCD Record ID	City	Zip	Emissions (Pounds/Year)
7 Eleven Food Stores	APCD1981-SITE-01610	Santee	92071	87.68
7-Eleven Food Store #13661	APCD1981-SITE-01625	Santee	92071	87.68
C&H Auto Body & Paint	APCD1981-SITE-03052	Santee	92071	95.16
Tesoro Refining and Marketing	APCD1982-SITE-00897	Santee	92071	94.69
Padre Dam Municipal Water District	APCD1982-SITE-01236	Santee	92071	48.50
7 Eleven Food Stores	APCD1982-SITE-01277	Santee	92071	87.68
Santee City of Fire Department	APCD1982-SITE-02462	Santee	92071	3.88
Chevron #91408	APCD1982-SITE-02598	Santee	92071	131.34
7-Eleven #36659	APCD1983-SITE-00784	Santee	92071	20.45
Circle K # 2709450	APCD1984-SITE-02415	Santee	92071	84.62
Pacific Bell	APCD1985-SITE-06699	Santee	92071	55.25
Armando's & Son	APCD1987-SITE-07033	Santee	92071	628.39
John's Collision Center	APCD1987-SITE-07056	Santee	92071	127.47
So Cal Paint & Body	APCD1994-SITE-07646	Santee	92071	53.86
Kalasho Inc	APCD2000-SITE-03990	Santee	92071	87.68
Service King Paint & Body, LLC	APCD2000-SITE-04016	Santee	92071	633.78
Vereit Inc	APCD2003-SITE-04779	Santee	92071	5.92
Thearles Phillip Autowerks Inc	APCD2003-SITE-04825	Santee	92071	1256.78
Lowes HIW Inc	APCD2004-SITE-05134	Santee	92071	18.39
Hi-Favor Broadcasting LLC	APCD2005-SITE-05576	Santee	92071	3.22
SD Co of General Services Facility Operations	APCD2005-SITE-05795	Santee	92071	7.34

Facility Name	APCD Record ID	City	Zip	Emissions (Pounds/Year)
City of Santee	APCD2006-SITE-05871	Santee	92071	6.67
Stanford Court Nursing Center	APCD2006-SITE-06082	Santee	92071	1.64
Santee Collision Center	APCD2007-SITE-06250	Santee	92071	59.25
Padre Dam Municipal Water District	APCD2007-SITE-06276	Santee	92071	2.63
SD Co of	APCD2008-SITE-06383	Santee	92071	1.35
HOME DEPOT	APCD2008-SITE-06428	Santee	92071	2.79
Scantibodies Laboratory Inc	APCD2009-SITE-00261	Santee	92071	1.94
Edgemoor Hospital	APCD2011-SITE-00742	Santee	92071	47.67
Santee Senior Retirement Communities 1, LLC	APCD2012-SITE-01038	Santee	92071	21.95
City of Santee	APCD2012-SITE-01149	Santee	92071	30.65
SD County Women's Detention Facility	APCD2013-SITE-01382	Santee	92071	80.67
Circle K #2211093	APCD1981-SITE-02382	Solana Beach	92075	116.24
ARCO #42568	APCD1982-SITE-02179	Solana Beach	92075	76.90
San Elijo Joint Powers Authority Eden Gardens PS	APCD2002-SITE-04513	Solana Beach	92075	5.06
San Elijo Joint Powers Authority San Elijo Hills	APCD2002-SITE-04514	Solana Beach	92075	2.20
San Elijo Joint Powers Authority Solana Beach PS	APCD2002-SITE-04516	Solana Beach	92075	1.38
First Transit Inc	APCD2009-SITE-00269	Solana Beach	92075	5.51
City of Solana Beach	APCD2013-SITE-01319	Solana Beach	92075	3.76
City of Solana Beach	APCD2014-SITE-01786	Solana Beach	92075	2.37
Tesoro Site #68220	APCD1980-SITE-02822	Spring Valley	91977	205.32
Qwik Korner	APCD1981-SITE-00776	Spring Valley	91977	87.68

Facility Name	APCD Record ID	City	Zip	Emissions (Pounds/Year)
7-Eleven Inc.	APCD1981-SITE-01959	Spring Valley	91977	87.68
Tesoro Refining & Marketing Co	APCD1982-SITE-00913	Spring Valley	91977	76.83
7 Eleven Food Stores	APCD1982-SITE-01102	Spring Valley	91977	36.44
7-Eleven Inc Store # 20508	APCD1982-SITE-01279	Spring Valley	91977	87.68
7 Eleven Food Stores	APCD1982-SITE-01339	Spring Valley	91977	80.13
7 Eleven Store #25807	APCD1984-SITE-03540	Spring Valley	91977	87.68
Elite Fleet Auto Body	APCD1991-SITE-06713	Spring Valley	91977	628.39
Duggans Collision Center	APCD1991-SITE-08042	Spring Valley	91977	628.39
F & H Auto Repair and Transmission Inc	APCD1991-SITE-08237	Spring Valley	91977	628.39
Sweetwater Authority Water District	APCD1994-SITE-09064	Spring Valley	91977	73.60
Car Image Inc	APCD1997-SITE-10038	Spring Valley	91977	5206.67
Verizon Wireless	APCD2002-SITE-04506	Spring Valley	91977	2.29
Otay Water District	APCD2002-SITE-04544	Spring Valley	91977	7.57
Verizon Wireless	APCD2002-SITE-04720	Spring Valley	91977	1.61
San Miguel Fire Protection District	APCD2005-SITE-05778	Spring Valley	91977	0.98
San Miguel Fire Protection District	APCD2005-SITE-05779	Spring Valley	91977	5.78
Brighton Place Spring Valley	APCD2005-SITE-05819	Spring Valley	91977	2.29
Re-Nu Auto Body	APCD2010-SITE-00372	Spring Valley	91977	628.39
Helix Water District	APCD2012-SITE-01171	Spring Valley	91977	0.11
Mount Miguel Covenant Village	APCD2012-SITE-01209	Spring Valley	91977	30.18
7 Eleven Food Stores	APCD1982-SITE-01103	Spring Valley	91978	25.42

Facility Name	APCD Record ID	City	Zip	Emissions (Pounds/Year)
Otay Water District	APCD1982-SITE-01989	Spring Valley	91978	8.23
Otay Water District	APCD1982-SITE-03231	Spring Valley	91978	27.16
SD Co of DPW Wastewater Mgmt	APCD1987-SITE-07109	Spring Valley	91978	8.99
KNSD TV 39 New World Comm Of S D	APCD1988-SITE-07412	Spring Valley	91978	42.95
KUSI TV	APCD1999-SITE-10740	Spring Valley	91978	0.82
SD Co Of Dpw Wastewater Mgmt	APCD2002-SITE-04569	Spring Valley	91978	27.32
Otay Water District	APCD2002-SITE-04745	Spring Valley	91978	0.64
Verizon Wireless	APCD2004-SITE-05155	Spring Valley	91978	5.59
SD Co of Public Works	APCD2006-SITE-06076	Spring Valley	91978	0.63
SD Co of Spring Valley Community Center PR0108	APCD2008-SITE-06381	Spring Valley	91978	4.06
Otay Water District	APCD2009-SITE-00233	Spring Valley	91978	10.64
County of San Diego	APCD2013-SITE-01397	Spring Valley	91978	21.01
SM Consol Fire Protection District	APCD1992-SITE-08337	Spring Valley	91978	1.94
Valley Center Municipal Water District	APCD1982-SITE-01055	Valley Center	92082	25.48
Pacific Bell	APCD1993-SITE-08730	Valley Center	92082	26.80
Co of SD Facility Ops PR3002	APCD2003-SITE-04884	Valley Center	92082	2.00
SD CO of Sheriffs Sub Station	APCD2004-SITE-05191	Valley Center	92082	4.72
Skyline Ranch Country Club	APCD2005-SITE-05546	Valley Center	92082	8.95
Valley Center Municipal Water District	APCD2006-SITE-05844	Valley Center	92082	0.97
Valley Center Municipal Water District	APCD2007-SITE-06172	Valley Center	92082	5.07
Impact #2 Auto Repair	APCD2010-SITE-00483	Valley Center	92082	79.00

Facility Name	APCD Record ID	City	Zip	Emissions (Pounds/Year)
Valley Center Municipal Water District	APCD2010-SITE-00484	Valley Center	92082	3.41
Valley Center Municipal Water District	APCD2010-SITE-00485	Valley Center	92082	1.93
Mediacom Communications Corp	APCD2011-SITE-00867	Valley Center	92082	0.31
Valley Center Municipal Water District	APCD2013-SITE-01362	Valley Center	92082	6.12
Valley Center Municipal Water District	APCD2013-SITE-01540	Valley Center	92082	2.10
New Cingular Wirless PCS, LLC	APCD2014-SITE-01733	Valley Center	92082	1.35
New Cingular Wireless PCS, LLC dba AT&T Mobility	APCD2016-SITE-02179	Valley Center	94583	0.18
SD Co of Gen Svcs PR0087	APCD1982-SITE-01905	Vista	92081	132.81
SR 17 Vista Portfolio, LLC.	APCD1994-SITE-08953	Vista	92081	0.00
Buena Sanitation District	APCD1996-SITE-09603	Vista	92081	19.62
Vista Irrigation District	APCD2000-SITE-03947	Vista	92081	6.90
City of Vista Fire Dept	APCD2001-SITE-04261	Vista	92081	2.52
American Peptide Company Inc	APCD2002-SITE-04473	Vista	92081	3.22
The Home Depot	APCD2004-SITE-05346	Vista	92081	5.66
DJ Orthopedics LLC	APCD2005-SITE-05773	Vista	92081	0.77
McCain Traffic Supply	APCD2006-SITE-05848	Vista	92081	0.35
Robert Premiere Partnership	APCD2006-SITE-05947	Vista	92081	2.98
Fresenius Medical Care North America	APCD2006-SITE-06057	Vista	92081	1.43
Coorstek Vista Inc	APCD2008-SITE-06408	Vista	92081	0.67
City of Vista Fire	APCD2008-SITE-06430	Vista	92081	1.10
Verizon Wireless	APCD2008-SITE-06444	Vista	92081	28.88

Facility Name	APCD Record ID	City	Zip	Emissions (Pounds/Year)
Hyatt Place Vista	APCD2010-SITE-00569	Vista	92081	0.12
Vista Industrial LLC	APCD2011-SITE-00671	Vista	92081	28.45
Oceanside Area Office Replacement Facility CHP	APCD2014-SITE-01775	Vista	92081	10.89
Olympic Auto Body	APCD1976-SITE-01523	Vista	92083	93.36
Kenny's Kar Klinik	APCD1976-SITE-01724	Vista	92083	236.99
City of Vista Fire Dept Hq Sta	APCD1978-SITE-01935	Vista	92083	25.16
7 Eleven Food Stores #13625	APCD1983-SITE-01094	Vista	92083	45.04
Vista Auto Body and Paint	APCD1983-SITE-06848	Vista	92083	138.25
SB Gas and Wash Management Inc	APCD1986-SITE-06895	Vista	92083	87.68
Circle K Corp #1984	APCD1987-SITE-07036	Vista	92083	66.32
ASN Oil Inc	APCD1988-SITE-07286	Vista	92083	87.68
Caliber Body Works Inc DBA Caliber Collision Center	APCD1991-SITE-08203	Vista	92083	628.39
Chevron	APCD1993-SITE-08683	Vista	92083	102.33
7 Eleven #33376	APCD1996-SITE-09594	Vista	92083	87.68
Tesoro South Coast Co LLC CC# 68636	APCD1997-SITE-10049	Vista	92083	69.62
7 Eleven Food Stores	APCD1998-SITE-10402	Vista	92083	87.68
Cox Communications-Vista MTC	APCD1999-SITE-08193	Vista	92083	21.02
Qwest Communications LLC DBA CenturyLink QCC	APCD2000-SITE-03884	Vista	92083	3.37
Western States Petroleum II, LP	APCD2002-SITE-04453	Vista	92083	87.68
Lowes HIW Inc #1616	APCD2002-SITE-04627	Vista	92083	9.72
7 Eleven Store #33160	APCD2002-SITE-04746	Vista	92083	87.68

Facility Name	APCD Record ID	City	Zip	Emissions (Pounds/Year)
Eye Surgery Center Of Southern CA Inc	APCD2003-SITE-04965	Vista	92083	1.18
Life Care Center of Vista	APCD2005-SITE-05492	Vista	92083	4.63
Vista Knoll Specialized Care	APCD2005-SITE-05602	Vista	92083	6.94
San Diego County Credit Union	APCD2005-SITE-05818	Vista	92083	6.04
J&R Autobody and Paint	APCD2009-SITE-06621	Vista	92083	628.39
Living Spaces Furniture LLC	APCD2011-SITE-00736	Vista	92083	70.98
City of Vista	APCD1982-SITE-02998	Vista	92084	2.87
Flynns Patrick Collision Repair	APCD1988-SITE-07385	Vista	92084	312.40
Pacific Bell	APCD1989-SITE-07564	Vista	92084	29.87
SD CO Water Authority	APCD1997-SITE-09953	Vista	92084	2.52
Oceanside City Dept Of Water Utilities	APCD1997-SITE-09987	Vista	92084	1.87
City of Vista Civic Center	APCD2001-SITE-04236	Vista	92084	0.82
City of Vista Fire	APCD2001-SITE-04259	Vista	92084	1.35
City of Vista Fire	APCD2001-SITE-04260	Vista	92084	1.89
AT&T Mobility Vista 14508	APCD2004-SITE-05102	Vista	92084	1.11
Vista Healthcare Center	APCD2005-SITE-05500	Vista	92084	3.58
Rancho Vista	APCD2005-SITE-05621	Vista	92084	4.41
City of Vista Fire	APCD2008-SITE-06429	Vista	92084	1.22
Vista Gardens LLC	APCD2011-SITE-00739	Vista	92084	0.80
Altman Specialty Plants	APCD2012-SITE-01002	Vista	92084	11.62
City of Vista	APCD2006-SITE-05863	Vista	92084	14.05

Facility Name	APCD Record ID	City	Zip	Emissions (Pounds/Year)
CA St of Dept of Forestry-Puerta La Cruz Conservation Camp	APCD1978-SITE-01776	Warner Springs	92086	0.44
Warner Springs Ranch Resort	APCD1983-SITE-02039	Warner Springs	92086	87.68
Sunshine Summit Market & Gas	APCD1990-SITE-07971	Warner Springs	92086	156.09
Verizon Wireless	APCD2002-SITE-04504	Warner Springs	92086	3.00
Pacific Bell DBA SBC California	APCD2003-SITE-05082	Warner Springs	92086	5.71
SD CO of General Svcs Facility Ops	APCD2005-SITE-01136	Warner Springs	92086	1.15
CA Dept of Forestry & Fire Protection	APCD2011-SITE-00644	Warner Springs	92086	12.66
New Cingular Wireless PCS LLC, dba AT&T Mobility	APCD2016-SITE-02176	Warner Springs	92086	0.32
New Cingular Wireless PCS, LLC dba AT&T Mobility	APCD2016-SITE-02178	Warner Springs	92086	0.73