

How to Begin the Initial Reporting Process in DOORS

Introduction

DOORS is an online tool designed to help fleet owners report off-road diesel vehicle inventories and actions taken to reduce vehicle emissions to the California Air Resources Board (CARB), as required by the In-Use Off-Road Diesel Fueled-Fleets Regulation (Off-Road Regulation).

This user guide provides a summary of the information required to complete Off-Road Regulation initial reporting and step-by-step instructions on how to report using the DOORS online reporting system.

Both the DOORS reporting tool and this DOORS user guide were created to help fleet owners comply with the regulation, but they are not a substitute for reading and comprehending the regulation. Many portions of the DOORS system will require fleet owners to understand terms and conditions defined in the regulation, and to know which portions of the regulation applies to their vehicles, and where they are eligible for full or partial exemptions. It is strongly recommended that, prior to using the DOORS system, fleet owners determine how the regulation applies to their fleets.

The regulation, fact sheets, and additional user guides can be found at <https://www.arb.ca.gov/msprog/ordiesel/knowcenter.htm>.

Information Required to Complete Initial Reporting

The following information must be included when reporting vehicles for the Off-Road Regulation.

Owner and Contact Information

Information about the company or agency will be required prior to inputting vehicle information. You will be required to supply:

- **Contact Name**
- **Mailing Address**
- **Federal Tax ID**
- **Responsible Official:** The responsible official is the **owner or partner** of a sole proprietorship or partnership, or a similar person who performs policy or decision-making functions for a corporation (i.e., **president, secretary, treasurer, vice president, or similar person in charge of a principal business function**). For a public agency, it means either a principal executive officer or ranking elected official (i.e., **chief executive officer** responsible for the overall operations of a principal geographic unit of the agency).
- **Parent DOORS ID (if applicable):** A parent DOORS ID is required when reporting fleet portions or for State and federal agencies. Federal agencies must report a Parent DOORS ID of 9, and State agencies must report a Parent

While this document is intended to assist fleets with their compliance efforts, it does not alter or modify the terms of any CARB regulation, is not a substitute for reading the regulation, nor does it constitute legal advice. It is the sole responsibility of fleets to ensure compliance with the In-Use Off-Road Diesel-Fueled Fleets Regulation.

DOORS ID of 10. For more information on fleet portions, see our “Fleet Portions” Frequently Asked Questions (FAQ) guide which is available at: <https://www.arb.ca.gov/msprog/ordiesel/faq/fleetportions.pdf>.

Vehicle and Engine Information

The following information will be required for each vehicle and engine:

Vehicle Information	Engine Information
Vehicle Serial Number	Engine Serial Number
Your Identifier (optional)	Engine Manufacturer
Vehicle Type (from CARB’s list)	Engine Model
Vehicle Manufacturer	Engine Model Year
Vehicle Model	Maximum Horsepower
Vehicle Model Year	EPA Engine Family Name
Vehicle Purchase Date	Displacement (liters)
Vehicle In-service Date	

Tier 0 vehicles (those with engines built prior to 1996 for most engine sizes) will not have an engine family name. CARB has also released a guide on how to report if you are missing some of the information listed above, available at: <https://www.arb.ca.gov/msprog/ordiesel/documents/doors/userguide-missinginfo.pdf>.

Special Circumstances

If the vehicle falls under any of the following categories, additional information will be required.

- Vehicles with verified exhaust retrofits installed
- Low use, emergency use, part-time agricultural use, or snow removal vehicles
- Vehicles involved in Carl Moyer, Showcase, SOON, or other incentive funding programs*
- Demonstration vehicles, or vehicles awaiting sale
- Non-diesel vehicles or systems being claimed for credit towards the off-road diesel regulation*
- Vehicle has an engine with non-standard emissions certification*
- Vehicles sold for early retirement credit
- Vehicle is in a captive attainment area fleet, or a municipal fleet in a low population county
- Vehicle is a two-engine vehicle subject to the Off-Road Regulation.

Steps to Report Fleet Data Using DOORS

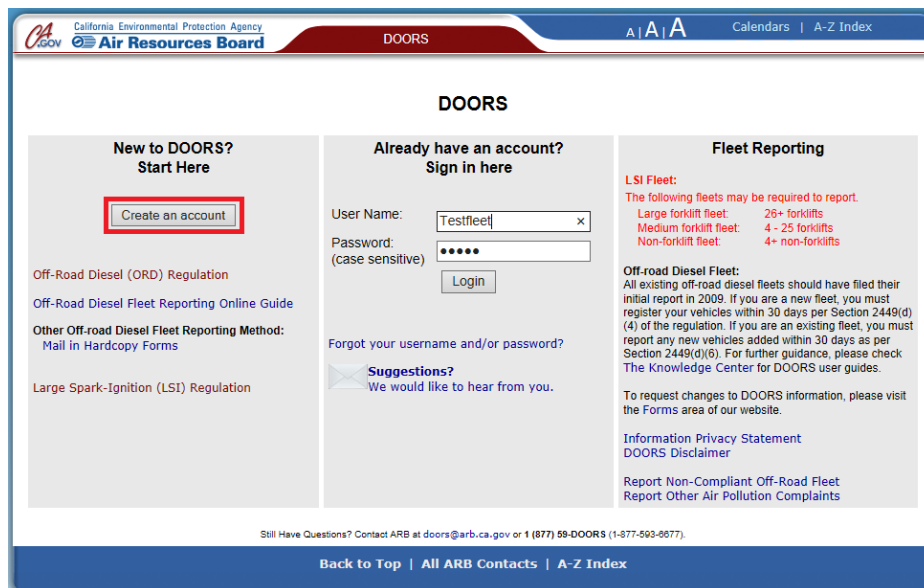
- A. Create a DOORS account with CARB
- B. Determine applicable vehicles

While this document is intended to assist fleets with their compliance efforts, it does not alter or modify the terms of any CARB regulation, is not a substitute for reading the regulation, nor does it constitute legal advice. It is the sole responsibility of fleets to ensure compliance with the In-Use Off-Road Diesel-Fueled Fleets Regulation.

- C. Log into DOORS
- D. Complete the “Owner Information” page
- E. Enter the vehicle information, engine information, and, if necessary, the Verified Diesel Emission Control System (VDECS)¹ information
- F. Review the data, and make changes if necessary

A. Create a DOORS account with CARB

1. Go to https://ssl.arb.ca.gov/ssldoors/doors_reporting/doors_login.html
2. Create an account by clicking on [Create an account].



3. Fill in all information for the page named “Create New Account”.

Contact First Name*:

Contact Last Name*:

Phone Number*: () -

Email Address*:

Re-type Email Address*:

User name allows letters, numbers, the at sign (@), period (.), and underscore (_) only. It must be 5-20 characters.

Choose an Account Username*:

Create Account

¹ VDECS (Verified Diesel Emission Control Strategy) is an emission control strategy, designed primarily for the reduction of diesel particulate matter emissions, which has been verified pursuant to the *Verification Procedures*.

While this document is intended to assist fleets with their compliance efforts, it does not alter or modify the terms of any CARB regulation, is not a substitute for reading the regulation, nor does it constitute legal advice. It is the sole responsibility of fleets to ensure compliance with the In-Use Off-Road Diesel-Fueled Fleets Regulation.

4. After selecting [Create Account], you will receive an email from doors@arb.ca.gov with your user name and password. You will need this information to access DOORS in the future and complete your initial reporting.

B. Determine applicable vehicles

Prior to reporting vehicle information to CARB, fleet owners will need to determine which of their off-road diesel vehicles are covered by the regulation. Some vehicles will likely be fully subject to the regulation, however some vehicles will be exempt from all requirements except for labeling, and reporting, and some will be fully exempt from the regulation.

Note: For more information regarding which vehicles are subject to the Off-Road Regulation, see the “General Applicability” FAQ document, which is available in the Off-Road Knowledge Center at <https://www.arb.ca.gov/msprog/ordiesel/knowcenter.htm>.

Create a complete list of vehicles subject to the regulation, including those which are only required to be reported and labeled.

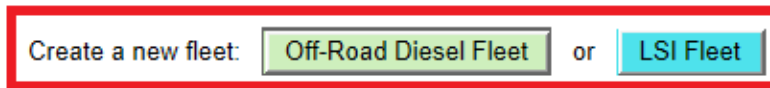
- **Early Credit:** If you wish to claim early credit, report each vehicle that was included in the fleet from March 1, 2006, to the present, including vehicles you have retired or sold. You will be able to designate which vehicles you have retired or replaced to receive credit in the on-line screens after receiving EINs.
- **Non-diesel or electric:** You will be able to report vehicles using alternative fuels or electric vehicles that have replaced diesel vehicles in your fleet in the on-line screens after updates, for now include information on the diesel vehicle that was replaced.

C. Log into your DOORS account

1. Go to https://ssl.arb.ca.gov/ssldoors/doors_reporting/doors_login.html
2. Use your User Name and Password to log into your account.
3. If you have forgotten how to access your account information, you can use the password retrieval option (see screenshot below) or contact the DOORS hotline at (877) 59DOORS (877-593-6677) or doors@arb.ca.gov for assistance.

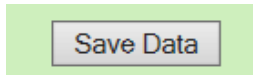
While this document is intended to assist fleets with their compliance efforts, it does not alter or modify the terms of any CARB regulation, is not a substitute for reading the regulation, nor does it constitute legal advice. It is the sole responsibility of fleets to ensure compliance with the In-Use Off-Road Diesel-Fueled Fleets Regulation.

- Once you have logged in to DOORS, you will need to select one of the options next to “Create a New Fleet”. Select [Off-Road Diesel Fleet].



D. Complete the “Owner Information” page

- The first screen you will be taken to is the “Owner Information” screen. Fill out all sections of this page, and then select [Save Data].



Notes:

- “Responsible Official” means the **owner or partner** of a sole proprietorship or partnership, or a similar person who performs policy or decision-making functions for a corporation (i.e., **president, secretary, treasurer, vice president, or similar person in charge of a principal business function**). For a public agency, it means either a principal executive officer or ranking elected official (i.e., **chief executive officer** responsible for the overall operations of a principal geographic unit of the agency).
 - A “Parent DOORS ID” is required when reporting fleet portions or for State and federal agencies. Federal agencies must report a Parent DOORS ID of 9 and State agencies must report a Parent DOORS ID of 10.
 - Third-party reporters (such as consultants): Enter the fleet’s contact information for initial reporting. Once you have completed the initial reporting process for the fleet, you will be able to add your contact information, as a third-party reporter, on the “Edit Login Account & Contact Info” page, which will appear when you log into the approved DOORS account.
- If DOORS rejects any of your information, it will supply an error message and reason at the top of the screen. Attempt to fix the cause of the error, and resubmit the data.
 -

E. Enter vehicle information, engine information, and, if necessary, VDECS information

- Once your owner information has been successfully entered, select [Vehicle & Engine] at the top of the screen.



While this document is intended to assist fleets with their compliance efforts, it does not alter or modify the terms of any CARB regulation, is not a substitute for reading the regulation, nor does it constitute legal advice. It is the sole responsibility of fleets to ensure compliance with the In-Use Off-Road Diesel-Fueled Fleets Regulation.

- This will take you to the screen where you may add, delete or edit vehicle and engine information.

DOORS ID: 128787 Company Name: TEST FLEET Fleet Type: Off-Road Diesel

Vehicle & Engine

- Older vehicles may not be added to your fleet, and the [Adding Vehicles FAQ](#) explains what is allowed to be added.
- Vehicles with engines certified to a different emissions standard (including on-road engines) and non-diesel engines (such as electric) are reported differently, as explained in this [DOORS User Guide](#).
- Many other FAQs and DOORS User Guides that explain aspects of this page are available in the [Knowledge Center](#).

BUY A VEHICLE - with an EIN

EIN	Purchase Date	
<input type="text"/>	yyyy ▾ - mm ▾ - dd ▾	<input type="button" value="Buy"/>

Attention: -If you are adding a vehicle without an EIN, enter the vehicle information below. An EIN will AUTOMATICALLY be generated in the table below once the vehicle and engine information is entered.

BUY/ENTER A VEHICLE - without an EIN

Vehicle Information					
EIN	Veh Serial # (or VIN)	Your Veh # (or License Plate)	Type	Manufacturer	
<input type="text"/>	<input type="text"/>	<input type="text"/>	<input type="text"/>	<input type="text"/>	
	Model	MY	Purchase	Inservice	Received Public Funding
	<input type="text"/>	<input type="text"/>	yyyy ▾ - mm ▾ - dd ▾	yyyy ▾ - mm ▾ - dd ▾	No ▾
	Designate As	Designation Effective Year	Awaiting Sale Hour Meter Reading	Specialty designation form	Two-Engine Veh
	<input type="text"/>	<input type="text"/>	<input type="text"/>	No	No <input type="checkbox"/> Yes <input type="checkbox"/>

1st Engine Information - required for all vehicles

Eng Serial #	Manufacturer	Model	Model Year	Max HP	Eng Tier
<input type="text"/>	<input type="text"/>	<input type="text"/>	<input type="text"/>	<input type="text"/>	<input type="text"/>
Eng Family	Displacement (Liters)	Non-Diesel Engine		Certified to a Different Standard	
<input type="text"/>	<input type="text"/>	<input type="text"/>		<input type="text"/>	

- Enter the information required in the table named “Buy/Enter a Vehicle – without an EIN”, and when finished select [Enter Vehicle & Engine Data] at the bottom of the screen.

- Continue to use this page to add additional information until your entire vehicle inventory is reported. For each successive vehicle and engine, enter the information required, and then select [Enter Vehicle & Engine Data].

- If your vehicle has a VDECS installed, provide the necessary information by selecting [VDECS] at the top of the screen.



While this document is intended to assist fleets with their compliance efforts, it does not alter or modify the terms of any CARB regulation, is not a substitute for reading the regulation, nor does it constitute legal advice. It is the sole responsibility of fleets to ensure compliance with the In-Use Off-Road Diesel-Fueled Fleets Regulation.

6. Select [Add/Edit] to the left of the vehicle listed with a VDECS.

4 engines are available for VDECS

Two-engine vehicles will display 2 rows with the same vehicle information but different engine and

		Vehicle Information			Engine Information		
	Line #	EIN	Veh Serial #	Your Veh #	Eng Serial #	Eng MY	VD Ser
Add/Edit	1	LH6V85	CAT0430DABNK028571		1234567	2015	
Add/Edit	2	RX6N74	DFE321568a		1234567a	2014	

7. Enter the VDECS information and then select [Save Data].

Add VDECS

Vehicle Information			Engine Information		
EIN	Veh Serial #	Your Veh #	Eng Serial #	Eng Model Year	Eng Purchase Date
LH6V85	CAT0430DABNK028571		1234567	2015	2012-02-07

VDECS Information		
VDECS Serial #	Date VDECS Purchase (yyyy-mm-dd)	Date VDECS Installed (yyyy-mm-dd)
<input type="text"/>	0000 00 00	0000 00 00

VDECS Family Name
: NETT Technologies : BlueMAX NOVA 300e

Notes:

Vehicles used exclusively for emergency purposes, dedicated snow removal vehicles, and vehicles used primarily, but not exclusively, for agricultural purposes must be reported and labeled but are not required to meet the Off-Road Regulation’s performance requirements to reduce emissions. An explanation of each of these vehicle types is included below. Be certain that your vehicle meets the appropriate criteria below before designating it as such in DOORS:

- **Emergency:** Only vehicles used exclusively for emergency operations should be designated as “Emergency”. An emergency operation means helping alleviate an immediate threat to public health or safety. Routine maintenance or construction to prevent public health risks does not constitute emergency operation. Additional information is available in our “General Applicability” FAQ document at <https://www.arb.ca.gov/msprog/ordiesel/faq/applicabilityfaq.pdf>.
- **Snow removal:** This designation is only for dedicated snow removal vehicles. A vehicle is considered to be a dedicated snow removal vehicle

While this document is intended to assist fleets with their compliance efforts, it does not alter or modify the terms of any CARB regulation, is not a substitute for reading the regulation, nor does it constitute legal advice. It is the sole responsibility of fleets to ensure compliance with the In-Use Off-Road Diesel-Fueled Fleets Regulation.

if it is operated exclusively to remove snow from public or private roads or other paths from which snow must be cleared to allow on-road vehicle access. Designated snow removal vehicles owned by private companies must have permanently affixed snow removal equipment, such as a blower or auger; publically owned designated snow removal vehicles are not required to have a permanently affixed attachment. Additional information is available in our “General Applicability” FAQ document at <https://www.arb.ca.gov/msprog/ordiesel/faq/applicabilityfaq.pdf>.

- **Agricultural:** This designation is only for vehicles that are used primarily (more than 50% of the time), but not exclusively, for agricultural operations. Vehicles used exclusively for agricultural operations should not be reported to DOORS. Agricultural operations means the growing or harvesting of crops from soil (including forest operations) and the raising of plants at wholesale nurseries, or the raising of fowl or animals for the primary purpose of making a profit, providing a livelihood, or conducting agricultural research or instruction by an educational institution. It also includes agricultural crop preparation services for first processing after harvest. Additional information is available in our “Agricultural Equipment” FAQ document at <https://www.arb.ca.gov/msprog/ordiesel/guidance/ag-operations.pdf>.

If you have questions about any of the above vehicle designations, contact the DOORS hotline at (877) 59DOORS (877-593-6677).

F. Review the data, and make changes if necessary

Before continuing, it is recommended that you review the data you have entered. On the “DOORS Home” page (the first page in DOORS after logging in), the following options are available for fleets you have entered into the system:

1. Click on the name of the fleet you wish to review.



DOORS
 Off-Road Diesel Regulation | Large Spark-Ignition (LSI) Regulation

DOORS Home

Choose A Fleet

	DOORS ID	Fleet / Company Name	# of Equipment (Vehicle)	Fleet Type
1	128787	Test Fleet	3	Off-Road Diesel

Create a new fleet: or

While this document is intended to assist fleets with their compliance efforts, it does not alter or modify the terms of any CARB regulation, is not a substitute for reading the regulation, nor does it constitute legal advice. It is the sole responsibility of fleets to ensure compliance with the In-Use Off-Road Diesel-Fueled Fleets Regulation.

2. Then click on [Owner Information], [Vehicle & Engine], or [VDECS].



3. If there are mistakes in any of these pages, you may correct them and then click [Save Data] to submit the changes.

For more information on reporting, refer to our DOORS User Guides, which are available in the Off-Road Diesel Knowledge Center at <https://www.arb.ca.gov/msprog/ordiesel/knowcenter.htm>.

If you require additional assistance or information, contact the DOORS hotline at (877) 59DOORS (877-593-6677), or doors@arb.ca.gov.

While this document is intended to assist fleets with their compliance efforts, it does not alter or modify the terms of any CARB regulation, is not a substitute for reading the regulation, nor does it constitute legal advice. It is the sole responsibility of fleets to ensure compliance with the In-Use Off-Road Diesel-Fueled Fleets Regulation.